



FSEP_TransportationDistributionAndLogisti in Sumner County, TN

Contents

What is Lightcast Data?	1
Report Parameters	2
Executive Summary	3
Jobs	4
Compensation	7
Job Posting Activity	8
Demographics	11
Occupational Programs	13
Appendix A (Occupations)	14

What is Lightcast Data?

Lightcast data is a hybrid dataset derived from official government sources such as the US Census Bureau, Bureau of Economic Analysis, and Bureau of Labor Statistics. Leveraging the unique strengths of each source, our data modeling team creates an authoritative dataset that captures more than 99% of all workers in the United States. This core offering is then enriched with data from online social profiles, resums, and job postings to give you a complete view of the workforce.

Lightcast data is frequently cited in major publications such as *The Atlantic*, *Forbes*, *Harvard Business Review*, *The New York Times*, *The Wall Street Journal*, and *USA Today*.



Report Parameters

32 Occupations

11-3071	Transportation, Storage, and Distribution Managers	43-5071	Shipping, Receiving, and Inventory Clerks
13-1081	Logisticians	53-1041	Aircraft Cargo Handling Supervisors
43-3021	Billing and Posting Clerks	53-1047	First-Line Supervisors of Transportation and Material Moving Workers, Except Aircraft Cargo Handling Supervisors
43-5011	Cargo and Freight Agents	53-2011	Airline Pilots, Copilots, and Flight Engineers
43-5032	Dispatchers, Except Police, Fire, and Ambulance	See Appendix A for all 32 Occupations	

1 County

47165	Sumner County, TN
-------	-------------------

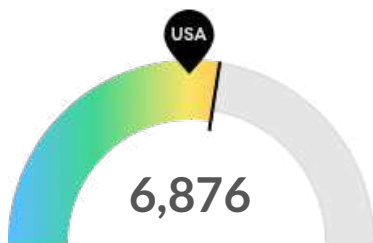
Class of Worker

QCEW Employees, Non-QCEW Employees, and Self-Employed

The information in this report pertains to the chosen occupations and geographical area.

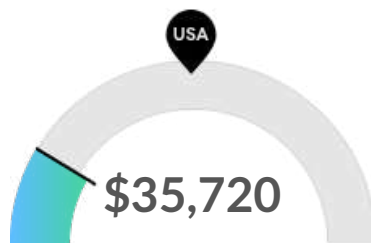
Executive Summary

Aggressive Job Posting Demand Over a Deep Supply of Regional Jobs



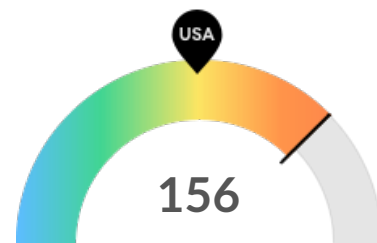
Jobs (2023)

Sumner County, TN is a hotspot for this kind of job. The national average for an area this size is 5,966* employees, while there are 6,876 here.



Compensation

Earnings are low in Sumner County, TN. The national median salary for your occupations is \$41,852, compared to \$35,720 here.



Job Posting Demand

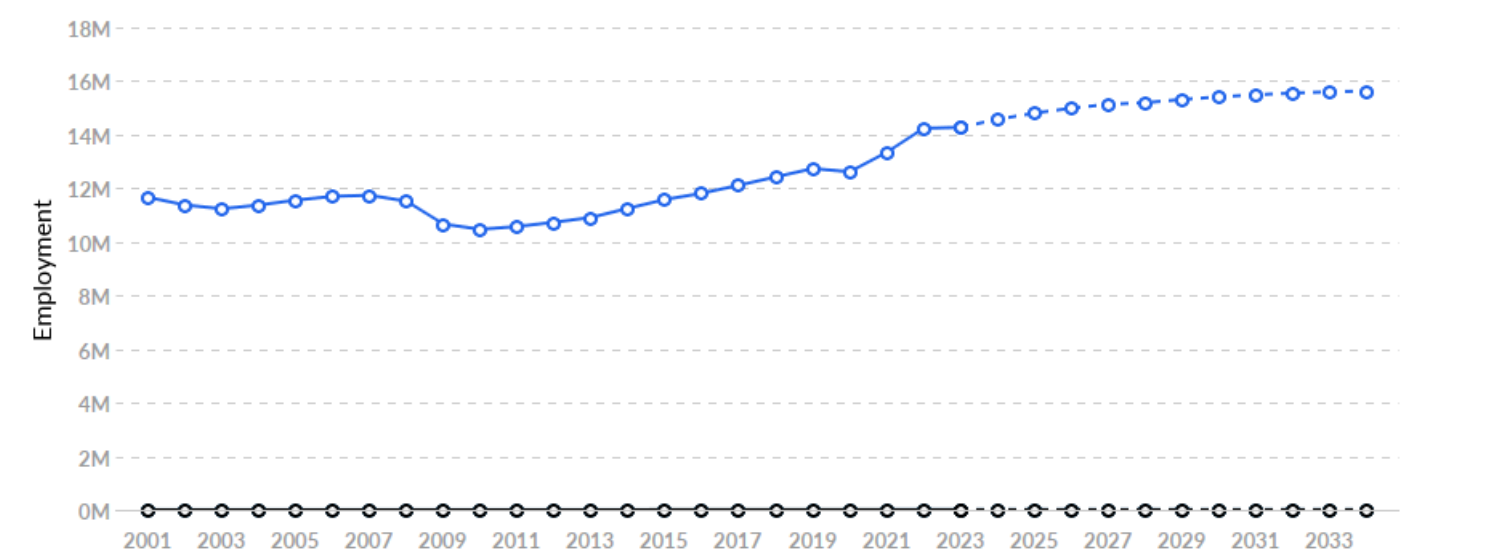
Job posting activity is high in Sumner County, TN. The national average for an area this size is 77* job postings/mo, while there are 156 here.

*National average values are derived by taking the national value for your occupations and scaling it down to account for the difference in overall workforce size between the nation and Sumner County, TN. In other words, the values represent the national average adjusted for region size.

Jobs

Regional Employment Is Higher Than the National Average

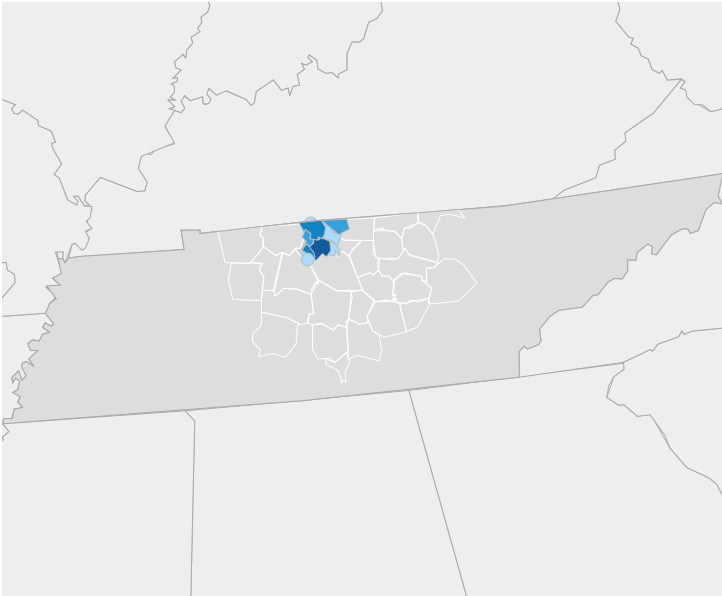
An average area of this size typically has 5,966* jobs, while there are 6,876 here. This higher than average supply of jobs may make it easier for workers in this field to find employment in your area.



	Region	2023 Jobs	2024 Jobs	Change	% Change
●	Sumner County, TN	6,876	7,015	139	2.0%
●	National Average	5,966	6,170	204	3.4%
●	United States	14,272,999	14,570,009	297,009	2.1%

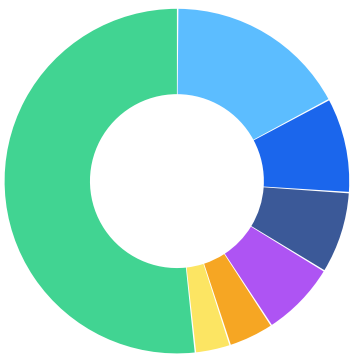
*National average values are derived by taking the national value for your occupations and scaling it down to account for the difference in overall workforce size between the nation and Sumner County, TN. In other words, the values represent the national average adjusted for region size.

Regional Breakdown



ZIP	2023 Jobs
Gallatin, TN 37066 (in Sumner county)	3,061
Portland, TN 37148 (in Sumner county)	1,842
Hendersonville, TN 37075 (in Sumner county)	1,761
Westmoreland, TN 37186 (in Sumner county)	88
Cottontown, TN 37048 (in Sumner county)	60

Most Jobs are Found in the Warehousing and Storage Industry Sector

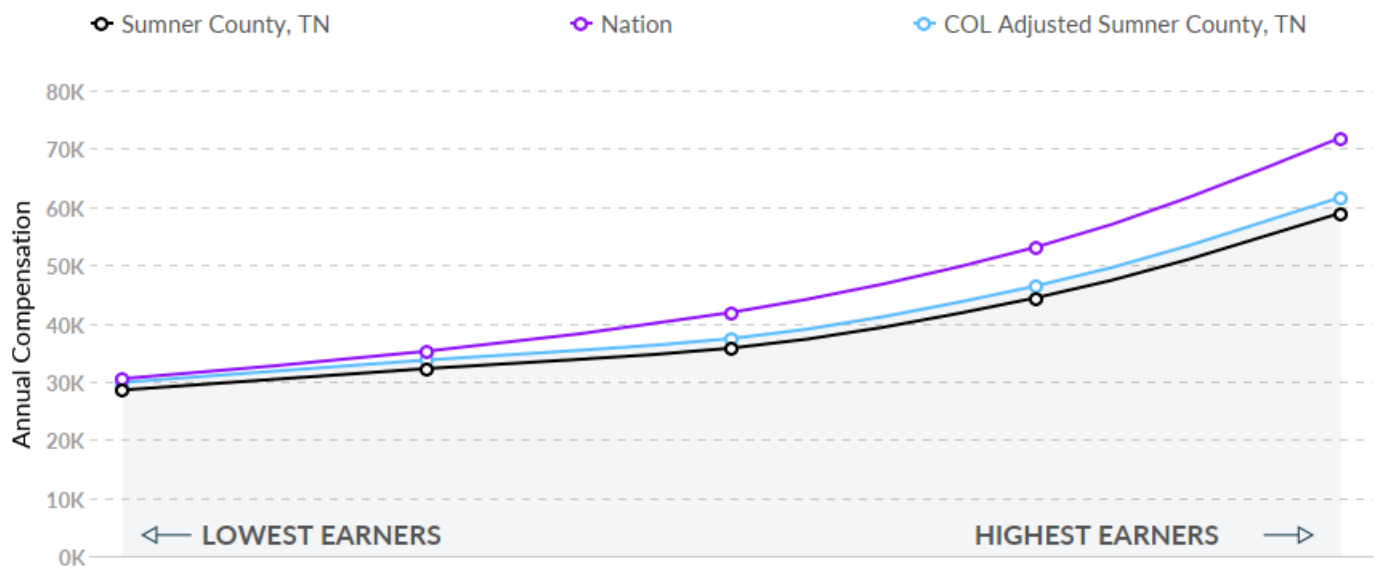


Industry	% of Occupation in Industry (2023)
Warehousing and Storage	17.1%
Warehouse Clubs, Supercenters, and Other General Merchandise Retailers	8.9%
Grocery Stores	7.6%
General Freight Trucking	7.1%
Employment Services	4.2%
Motor Vehicle Parts Manufacturing	3.3%
Other	51.8%

Compensation

Regional Compensation Is 15% Lower Than National Compensation

For your occupations, the 2023 median wage in Sumner County, TN is \$35,720, while the national median wage is \$41,852.



Job Posting Activity



3,734 Unique Job Postings

The number of unique postings for this job from Jan 2023 to Dec 2024.



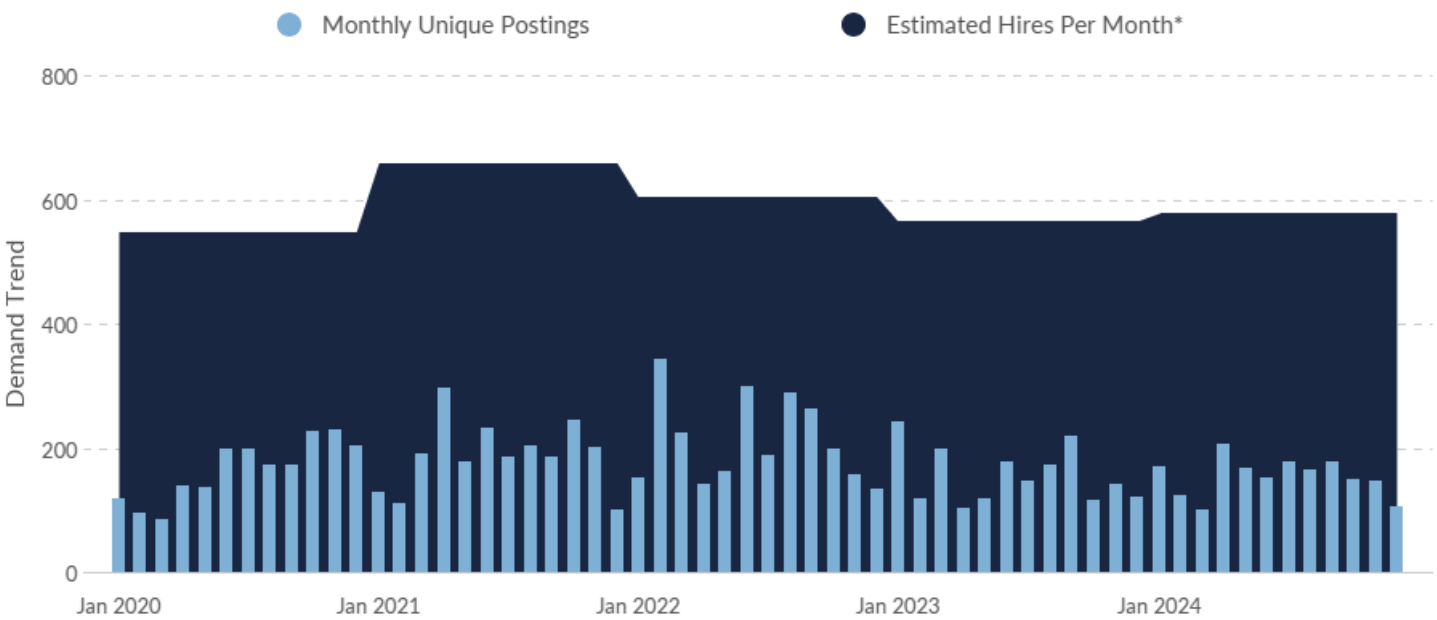
609 Employers Competing

All employers in the region who posted for this job from Jan 2023 to Dec 2024.



29 Day Median Duration

Posting duration is 1 day longer than what's typical in the region.



Occupation	Avg Monthly Postings (Jan 2023 - Dec 2024)	Avg Monthly Hires (Jan 2023 - Dec 2024)
Laborers and Freight, Stock, and Material Movers, Hand	34	189
Heavy and Tractor-Trailer Truck Drivers	63	57
Stockers and Order Fillers	12	161
Packers and Packagers, Hand	7	30

*A hire is reported by the Quarterly Workforce Indicators when an individual's Social Security Number appears on a company's payroll and was not there the quarter before. Lightcast hires are calculated using a combination of Lightcast jobs data, information on separation rates from the Bureau of Labor Statistics (BLS), and industry-based hires data from the Census Bureau.

Occupation	Avg Monthly Postings (Jan 2023 - Dec 2024)	Avg Monthly Hires (Jan 2023 - Dec 2024)
Shipping, Receiving, and Inventory Clerks	10	22
Industrial Truck and Tractor Operators	7	23
Transportation, Storage, and Distribution Managers	6	4
Logisticians	6	3
First-Line Supervisors of Transportation and Material Moving Workers, Except Aircraft Cargo Handling Supervisors	5	20
Billing and Posting Clerks	1	11
Dispatchers, Except Police, Fire, and Ambulance	1	4
Light Truck Drivers	0	41
Tank Car, Truck, and Ship Loaders	1	0
Airline Pilots, Copilots, and Flight Engineers	0	0
Cargo and Freight Agents	0	0
Transportation Inspectors	0	0
Crane and Tower Operators	0	1
Traffic Technicians	0	0
Railroad Brake, Signal, and Switch Operators and Locomotive Firers	0	0
Captains, Mates, and Pilots of Water Vessels	0	0

Top Companies	Unique Postings	Top Job Titles	Unique Postings
Amazon	277 <div></div>	CDL-A Truck Drivers	297 <div></div>
Randstad	87 <div></div>	OTR CDL-A Truck Drivers	179 <div></div>
Kennesaw Transportation	81 <div></div>	Warehouse Associates	176 <div></div>
Sysco	79 <div></div>	Material Handlers	123 <div></div>
Dorman Products	72 <div></div>	Forklift Operators	110 <div></div>
Kroger	69 <div></div>	Regional CDL-A Truck Drivers	107 <div></div>
Lowe's	51 <div></div>	Local CDL-A Truck Drivers	60 <div></div>
Macy's	45 <div></div>	Company CDL-A Truck Drivers	52 <div></div>
Bah Express	43 <div></div>	Warehouse Production Workers	52 <div></div>
Aerotek	41 <div></div>	Distribution Specialists	51 <div></div>

Top Distinguishing Skills by Demand

Not enough data to display Distinguishing Skills for this occupation.

Top Defining Skills by Demand

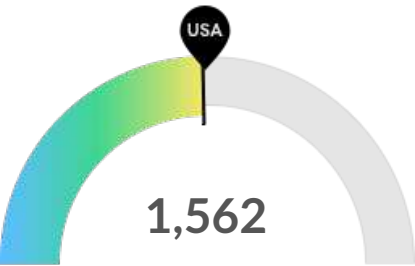
Not enough data to display Defining Skills for this occupation.

Top Necessary Skills by Demand

Not enough data to display Necessary Skills for this occupation.

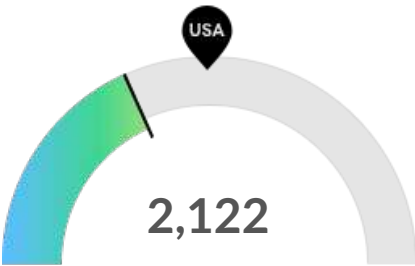
Demographics

Retirement Risk Is About Average, While Overall Diversity Is Low



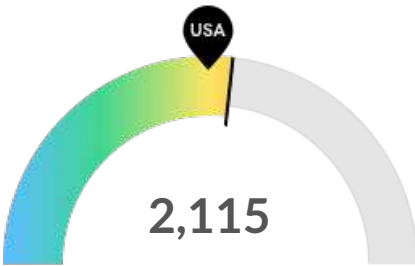
Retiring Soon

Retirement risk is about average in Sumner County, TN. The national average for an area this size is 1,594* employees 55 or older, while there are 1,562 here.



Racial Diversity

Racial diversity is low in Sumner County, TN. The national average for an area this size is 3,235* racially diverse employees, while there are 2,122 here.



Gender Diversity

Gender diversity is high in Sumner County, TN. The national average for an area this size is 1,913* female employees, while there are 2,115 here.

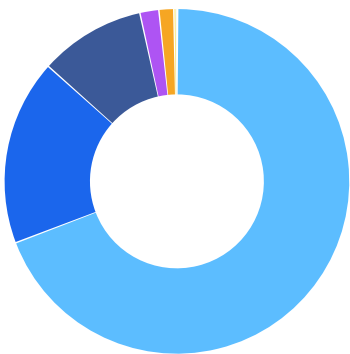
*National average values are derived by taking the national value for your occupations and scaling it down to account for the difference in overall workforce size between the nation and Sumner County, TN. In other words, the values represent the national average adjusted for region size.

Occupation Age Breakdown



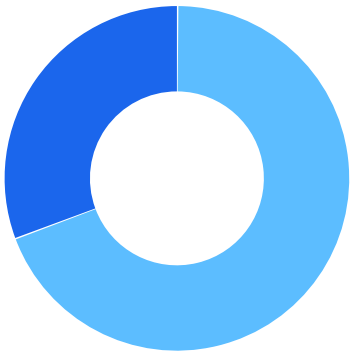
	% of Jobs	Jobs
14-18	5.0%	345
19-24	14.1%	968
25-34	20.1%	1,385
35-44	19.3%	1,326
45-54	18.8%	1,291
55-64	16.2%	1,111
65+	6.6%	451

Occupation Race/Ethnicity Breakdown



	% of Jobs	Jobs
White	69.1%	4,754
Black or African American	17.4%	1,197
Hispanic or Latino	9.9%	683
Two or More Races	1.8%	122
Asian	1.4%	95
American Indian or Alaska Native	0.2%	15
Native Hawaiian or Other Pacific Islander	0.1%	9

Occupation Gender Breakdown



	% of Jobs	Jobs
Males	69.2%	4,761
Females	30.8%	2,115

Occupational Programs



1 Program

Of the programs that can train for this job, 1 has produced completions in the last 5 years.



13 Completions (2023)

The completions from all regional institutions for all degree types.



999 Openings (2023)

The average number of openings for an occupation in the region is 13.

CIP Code	Top Programs	Completions (2023)
52.0203	Logistics, Materials, and Supply Chain Management	13 <div></div>

Top Schools	Completions (2023)
Volunteer State Community College	13 <div></div>

Appendix A (Occupations)

Code	Description
11-3071	Transportation, Storage, and Distribution Managers
13-1081	Logisticians
43-3021	Billing and Posting Clerks
43-5011	Cargo and Freight Agents
43-5032	Dispatchers, Except Police, Fire, and Ambulance
43-5071	Shipping, Receiving, and Inventory Clerks
53-1041	Aircraft Cargo Handling Supervisors
53-1047	First-Line Supervisors of Transportation and Material Moving Workers, Except Aircraft Cargo Handling Supervisors
53-2011	Airline Pilots, Copilots, and Flight Engineers
53-2031	Flight Attendants
53-3032	Heavy and Tractor-Trailer Truck Drivers
53-3033	Light Truck Drivers

Code	Description
53-4011	Locomotive Engineers
53-4013	Rail Yard Engineers, Dinkey Operators, and Hostlers
53-4022	Railroad Brake, Signal, and Switch Operators and Locomotive Firers
53-4031	Railroad Conductors and Yardmasters
53-4099	Rail Transportation Workers, All Other
53-5021	Captains, Mates, and Pilots of Water Vessels
53-6032	Aircraft Service Attendants
53-6041	Traffic Technicians
53-6051	Transportation Inspectors
53-6099	Transportation Workers, All Other
53-7011	Conveyor Operators and Tenders
53-7021	Crane and Tower Operators

Code	Description
53-7041	Hoist and Winch Operators
53-7051	Industrial Truck and Tractor Operators
53-7062	Laborers and Freight, Stock, and Material Movers, Hand
53-7063	Machine Feeders and Offbearers

Code	Description
53-7064	Packers and Packagers, Hand
53-7065	Stockers and Order Fillers
53-7121	Tank Car, Truck, and Ship Loaders
53-7199	Material Moving Workers, All Other