

A smiling man with a beard and glasses, wearing a dark blue suit, white shirt, and red tie, is sitting at a table. He is holding a newspaper open in front of him and has his hand near his ear. On the table, there is a white coffee cup on a saucer and a glass of water. The background is a blurred outdoor setting with trees and a building.

# FSEP\_MusicIndustry in Sumner County, TN

# Contents

What is Lightcast Data? .....	1
Report Parameters .....	2
Executive Summary .....	3
Jobs .....	4
Compensation .....	7
Job Posting Activity .....	8
Demographics .....	11
Occupational Programs .....	13
Appendix A (Occupations) .....	14

## What is Lightcast Data?

Lightcast data is a hybrid dataset derived from official government sources such as the US Census Bureau, Bureau of Economic Analysis, and Bureau of Labor Statistics. Leveraging the unique strengths of each source, our data modeling team creates an authoritative dataset that captures more than 99% of all workers in the United States. This core offering is then enriched with data from online social profiles, resums, and job postings to give you a complete view of the workforce.

Lightcast data is frequently cited in major publications such as *The Atlantic*, *Forbes*, *Harvard Business Review*, *The New York Times*, *The Wall Street Journal*, and *USA Today*.



# Report Parameters

## 15 Occupations

13-1011	Agents and Business Managers of Artists, Performers, and Athletes	27-2042	Musicians and Singers
27-1019	Artists and Related Workers, All Other	27-2091	Disc Jockeys, Except Radio
27-2012	Producers and Directors	27-2099	Entertainers and Performers, Sports and Related Workers, All Other
27-2032	Choreographers	27-3011	Broadcast Announcers and Radio Disc Jockeys
27-2041	Music Directors and Composers	See Appendix A for all 15 Occupations	

## 1 County

47165	Sumner County, TN
-------	-------------------

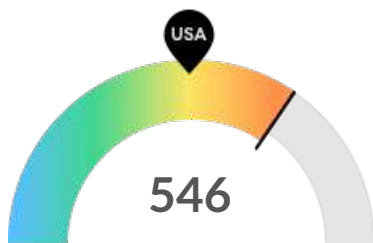
## Class of Worker

QCEW Employees, Non-QCEW Employees, and Self-Employed

The information in this report pertains to the chosen occupations and geographical area.

## Executive Summary

### Light Job Posting Demand Over a Deep Supply of Regional Jobs



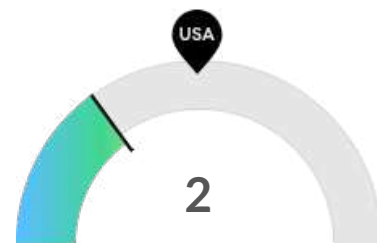
**Jobs (2023)**

Sumner County, TN is a hotspot for this kind of job. The national average for an area this size is 322\* employees, while there are 546 here.



**Compensation**

Earnings are low in Sumner County, TN. The national median salary for your occupations is \$60,579, compared to \$53,150 here.



**Job Posting Demand**

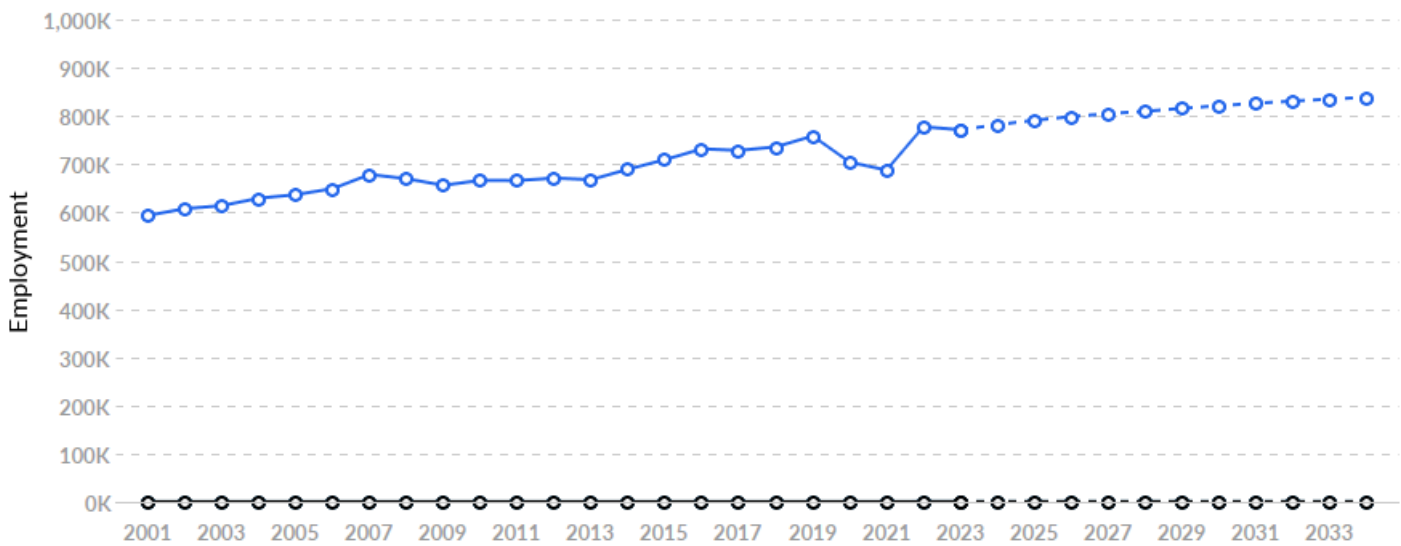
Job posting activity is low in Sumner County, TN. The national average for an area this size is 4\* job postings/mo, while there are 2 here.

\*National average values are derived by taking the national value for your occupations and scaling it down to account for the difference in overall workforce size between the nation and Sumner County, TN. In other words, the values represent the national average adjusted for region size.

# Jobs

## Regional Employment Is Higher Than the National Average

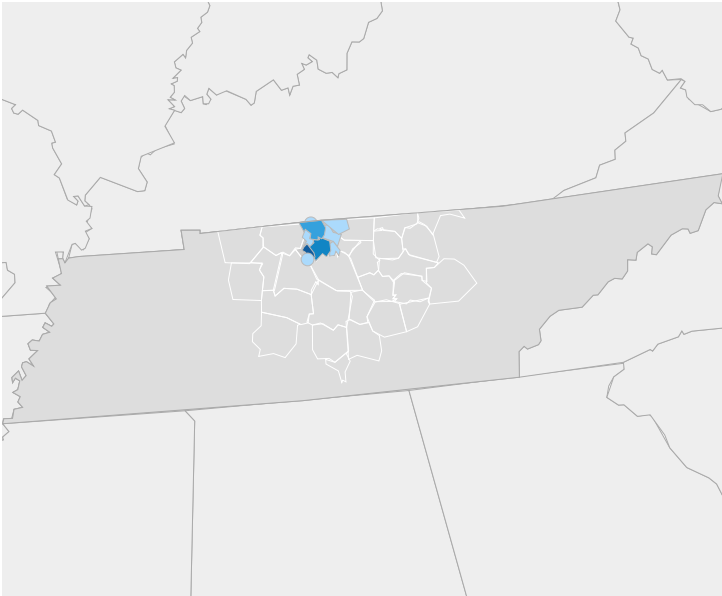
An average area of this size typically has 322\* jobs, while there are 546 here. This higher than average supply of jobs may make it easier for workers in this field to find employment in your area.



	Region	2023 Jobs	2024 Jobs	Change	% Change
●	Sumner County, TN	546	564	18	3.3%
●	National Average	322	331	9	2.7%
●	United States	771,236	781,920	10,684	1.4%

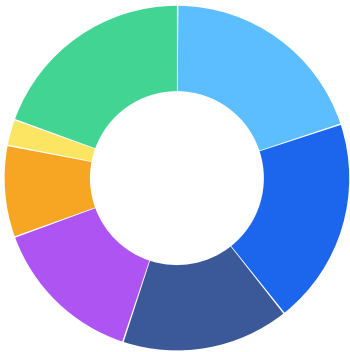
\*National average values are derived by taking the national value for your occupations and scaling it down to account for the difference in overall workforce size between the nation and Sumner County, TN. In other words, the values represent the national average adjusted for region size.

## Regional Breakdown



ZIP	2023 Jobs
Hendersonville, TN 37075 (in Sumner county)	380
Gallatin, TN 37066 (in Sumner county)	125
Portland, TN 37148 (in Sumner county)	23
Westmoreland, TN 37186 (in Sumner county)	<10
Castalian Springs, TN 37031 (in Sumner county)	<10

Most Jobs are Found in the Independent Artists, Writers, and Performers Industry Sector



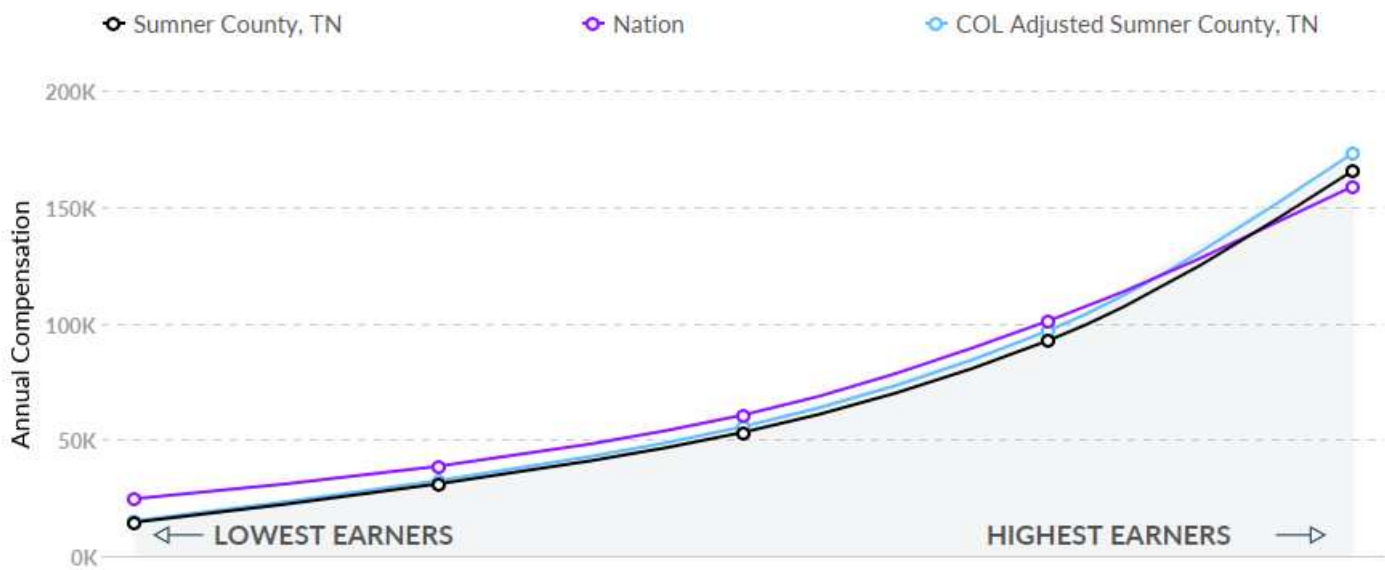
Industry	% of Occupation in Industry (2023)
Independent Artists, Writers, and Performers	19.9%
Sound Recording Industries	19.4%
Performing Arts Companies	15.7%
Religious Organizations	14.4%
Motion Picture and Video Industries	8.6%
Sporting Goods, Hobby, and Musical Instrument Retailers	2.5%
Other	19.6%



## Compensation

### Regional Compensation Is 12% Lower Than National Compensation

For your occupations, the 2023 median wage in Sumner County, TN is \$53,150, while the national median wage is \$60,579.



## Job Posting Activity



### 46 Unique Job Postings

The number of unique postings for this job from Jan 2023 to Dec 2024.



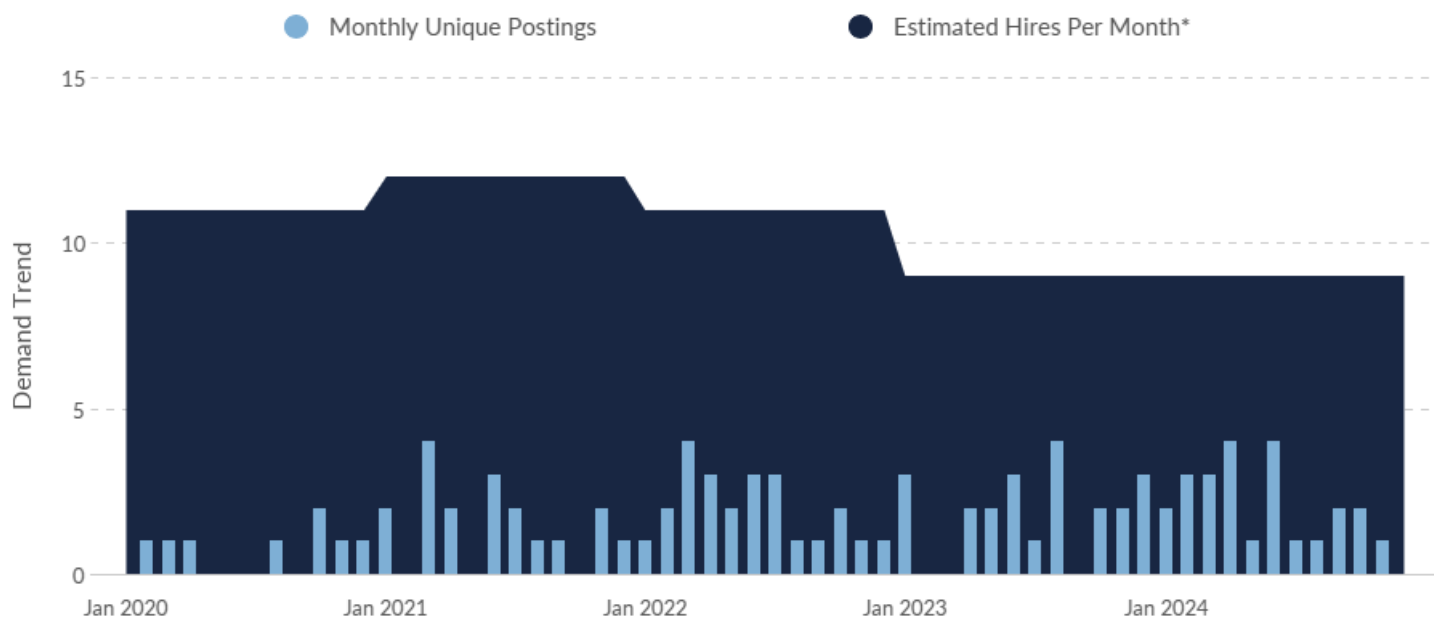
### 21 Employers Competing

All employers in the region who posted for this job from Jan 2023 to Dec 2024.



### 30 Day Median Duration

Posting duration is 2 days longer than what's typical in the region.



Occupation	Avg Monthly Postings (Jan 2023 - Dec 2024)	Avg Monthly Hires (Jan 2023 - Dec 2024)
Producers and Directors	0	1
Audio and Video Technicians	1	1
Artists and Related Workers, All Other	0	0
Film and Video Editors	0	0
Musicians and Singers	0	3
Music Directors and Composers	0	0
Broadcast Announcers and Radio Disc Jockeys	0	0
Camera Operators, Television, Video, and Film	0	0
Broadcast Technicians	0	0
Sound Engineering Technicians	0	0
Agents and Business Managers of Artists, Performers, and Athletes	0	0

\*A hire is reported by the Quarterly Workforce Indicators when an individual's Social Security Number appears on a company's payroll and was not there the quarter before. Lightcast hires are calculated using a combination of Lightcast jobs data, information on separation rates from the Bureau of Labor Statistics (BLS), and industry-based hires data from the Census Bureau.

Top Companies		Unique Postings	Top Job Titles		Unique Postings
Volunteer State Community Col...	6	<div></div>	Audiovisual Technicians	13	<div></div>
Tennessee Board of Regents	4	<div></div>	Office Personnel	5	<div></div>
Blue Coast Burrito	3	<div></div>	Choir Directors	2	<div></div>
Tbn	3	<div></div>	Multimedia Producers	2	<div></div>
Shoals Technologies	2	<div></div>	Accompanists	1	<div></div>
Bargain Hunt	1	<div></div>	Audio Editors	1	<div></div>
Guitar Center Stores	1	<div></div>	Audio/Video Technicians	1	<div></div>
ITW	1	<div></div>	Band Directors	1	<div></div>
Naps Co.	1	<div></div>	Bass Players	1	<div></div>
Nucor	1	<div></div>	Booking Producers	1	<div></div>

## Top Distinguishing Skills by Demand

Not enough data to display Distinguishing Skills for this occupation.

## Top Defining Skills by Demand

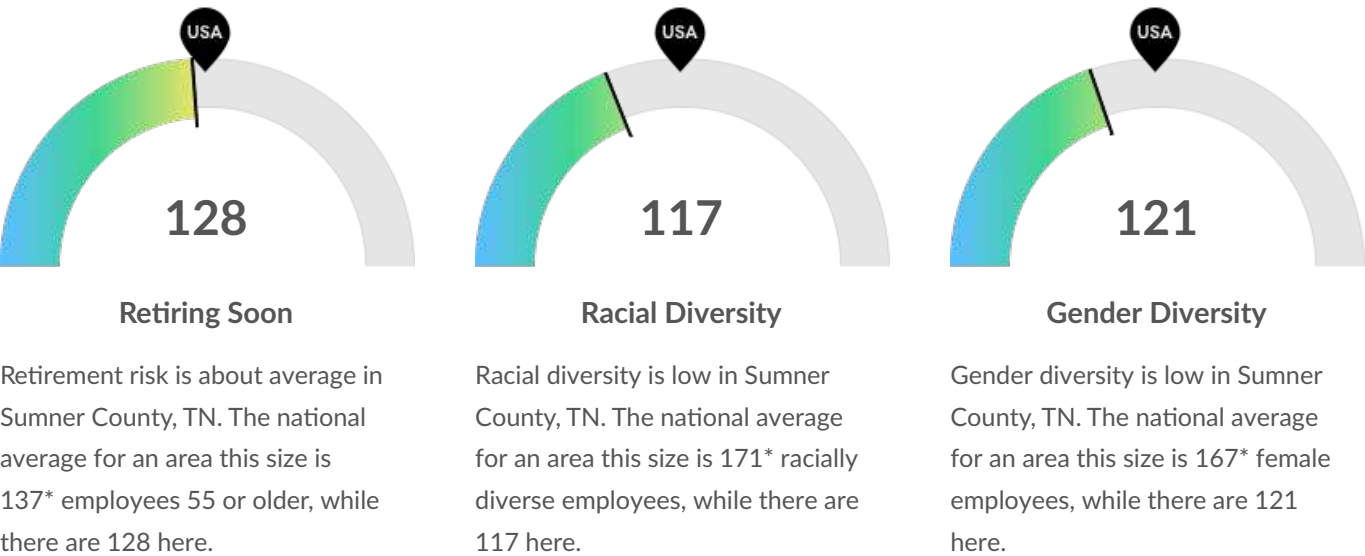
Not enough data to display Defining Skills for this occupation.

## Top Necessary Skills by Demand

Not enough data to display Necessary Skills for this occupation.


# Demographics

## Retirement Risk Is About Average, While Overall Diversity Is Low

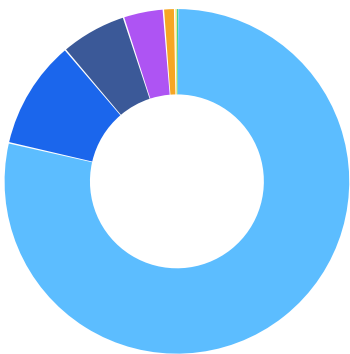


\*National average values are derived by taking the national value for your occupations and scaling it down to account for the difference in overall workforce size between the nation and Sumner County, TN. In other words, the values represent the national average adjusted for region size.

## Occupation Age Breakdown

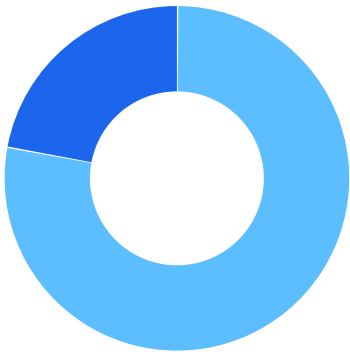


### Occupation Race/Ethnicity Breakdown



	% of Jobs	Jobs
White	78.5%	429
Black or African American	10.2%	56
Hispanic or Latino	6.2%	34
Two or More Races	3.8%	21
Asian	1.0%	6
American Indian or Alaska Native	0.3%	1
Native Hawaiian or Other Pacific Islander	0.0%	0

### Occupation Gender Breakdown



	% of Jobs	Jobs
Males	77.8%	425
Females	22.2%	121

# Occupational Programs



## 7 Programs

Of the programs that can train for this job, 7 have produced completions in the last 5 years.



## 41 Completions (2023)

The completions from all regional institutions for all degree types.



## 77 Openings (2023)

The average number of openings for an occupation in the region is 13.

CIP Code	Top Programs	Completions (2023)	
50.0102	Digital Arts	18	<div></div>
50.0903	Music Performance, General	16	<div></div>
31.0504	Sport and Fitness Administration/Management	4	<div></div>
24.0103	Humanities/Humanistic Studies	2	<div></div>
50.0912	Music Pedagogy	1	<div></div>

Top Schools	Completions (2023)	
Volunteer State Community College	33	<div></div>
Welch College	8	<div></div>

## Appendix A (Occupations)

Code	Description
13-1011	Agents and Business Managers of Artists, Performers, and Athletes
27-1019	Artists and Related Workers, All Other
27-2012	Producers and Directors
27-2032	Choreographers
27-2041	Music Directors and Composers
27-2042	Musicians and Singers
27-2091	Disc Jockeys, Except Radio
27-2099	Entertainers and Performers, Sports and Related Workers, All Other

Code	Description
27-3011	Broadcast Announcers and Radio Disc Jockeys
27-4011	Audio and Video Technicians
27-4012	Broadcast Technicians
27-4014	Sound Engineering Technicians
27-4031	Camera Operators, Television, Video, and Film
27-4032	Film and Video Editors
49-9063	Musical Instrument Repairers and Tuners