

Manufacturing in Sumner County, TN

Tennessee

Contents

What is Lightcast Data?

Report Parameters

Workforce Map

Executive Summary

Embedded Talent

Demographic Details

Demand

What skills are they posting for?

Appendix A (Industries)

1

2

3

4

5

7

9

20

22

What is Lightcast Data?

Lightcast data is a hybrid dataset derived from official government sources such as the US Census Bureau, Bureau of Economic Analysis, and Bureau of Labor Statistics. Leveraging the unique strengths of each source, our data modeling team creates an authoritative dataset that captures more than 99% of all workers in the United States. This core offering is then enriched with data from online social profiles, resumés, and job postings to give you a complete view of the workforce.

Lightcast data is frequently cited in major publications such as *The Atlantic*, *Forbes*, *Harvard Business Review*, *The New York Times*, *The Wall Street Journal*, and *USA Today*.



Report Parameters

21 Industries

212	Mining (except Oil and Gas)	316	Leather and Allied Product Manufacturing
311	Food Manufacturing	321	Wood Product Manufacturing
312	Beverage and Tobacco Product Manufacturing	322	Paper Manufacturing
313	Textile Mills	323	Printing and Related Support Activities
315	Apparel Manufacturing	<i>See Appendix A for all 21 Industries</i>	

1 County

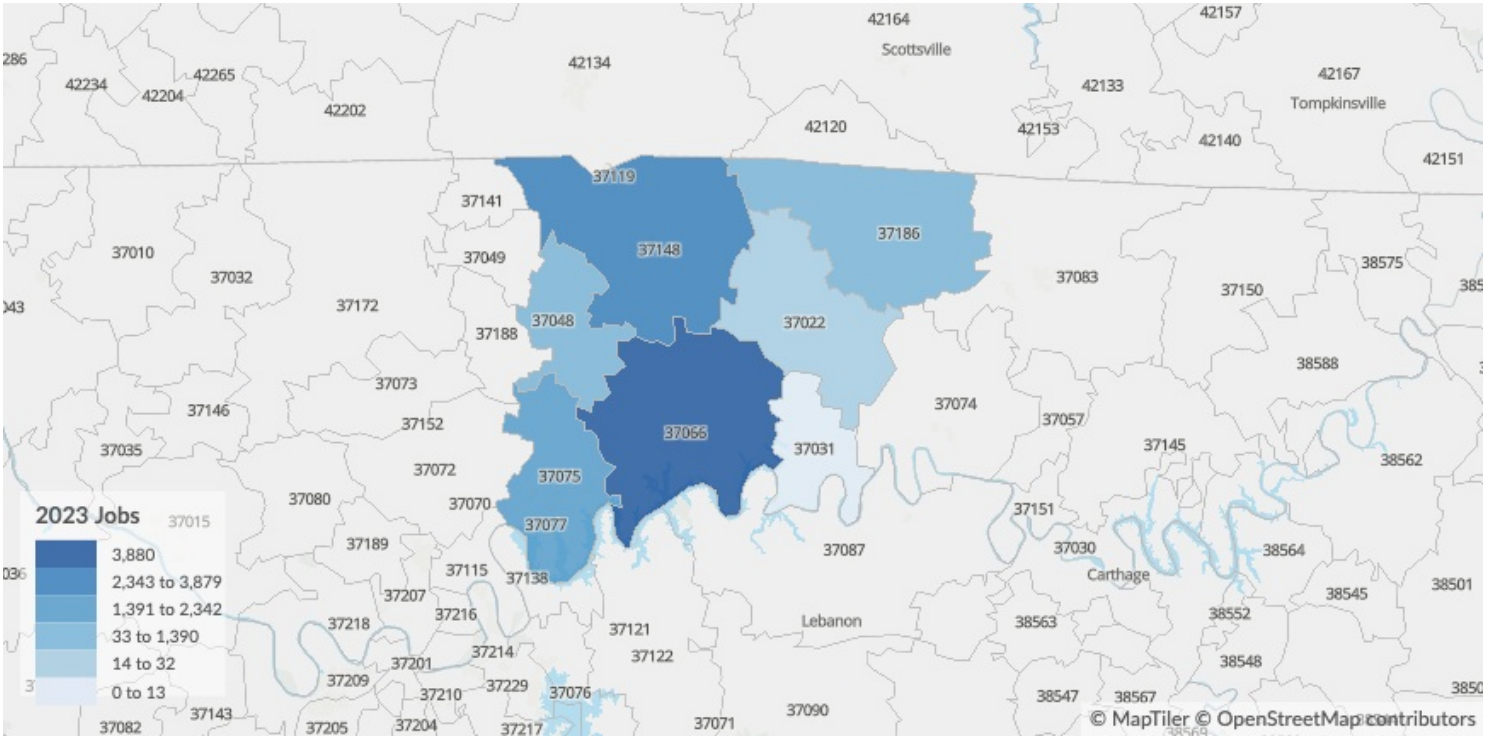
47165	Sumner County, TN
-------	-------------------

Class of Worker

QCEW Employees, Non-QCEW Employees, and Self-Employed

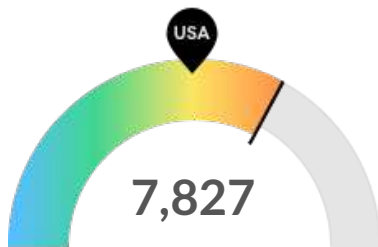
The information in this report pertains to the chosen industries and geographical area.

Workforce Map



Executive Summary

Aggressive Job Posting Demand Over a Deep Supply of Regional Jobs



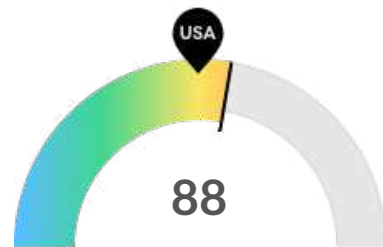
Embedded Talent

Sumner County, TN is a hotspot for this kind of job. The national average for an area this size is 5,052* employees, while there are 7,827 here.



Earnings Per Job

Earnings per job are below the national average. Earnings per jobs is the total industry earnings divided by the number of jobs in the industry.



Job Posting Demand

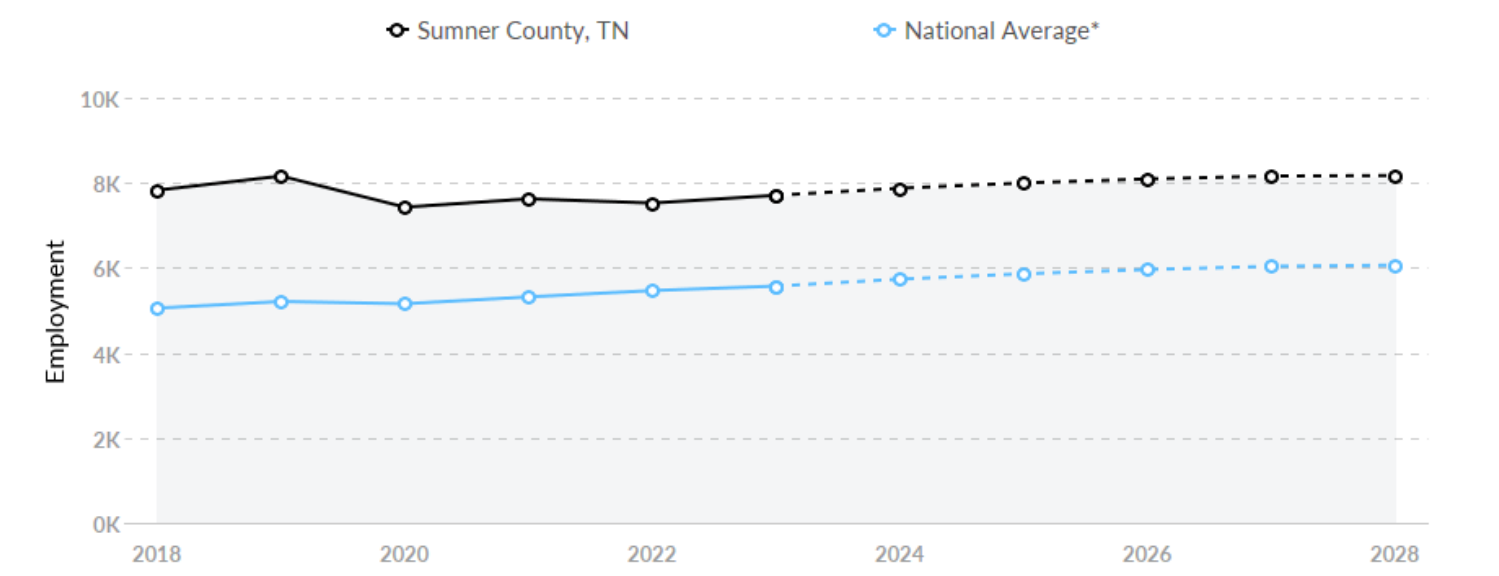
Job posting activity is high in Sumner County, TN. The national average for an area this size is 75* job postings/mo, while there are 88 here.

*National average values are derived by taking the national value for your industries and scaling it down to account for the difference in overall workforce size between the nation and Sumner County, TN. In other words, the values represent the national average adjusted for region size.

Embedded Talent

Regional Employment Is Higher Than the National Average

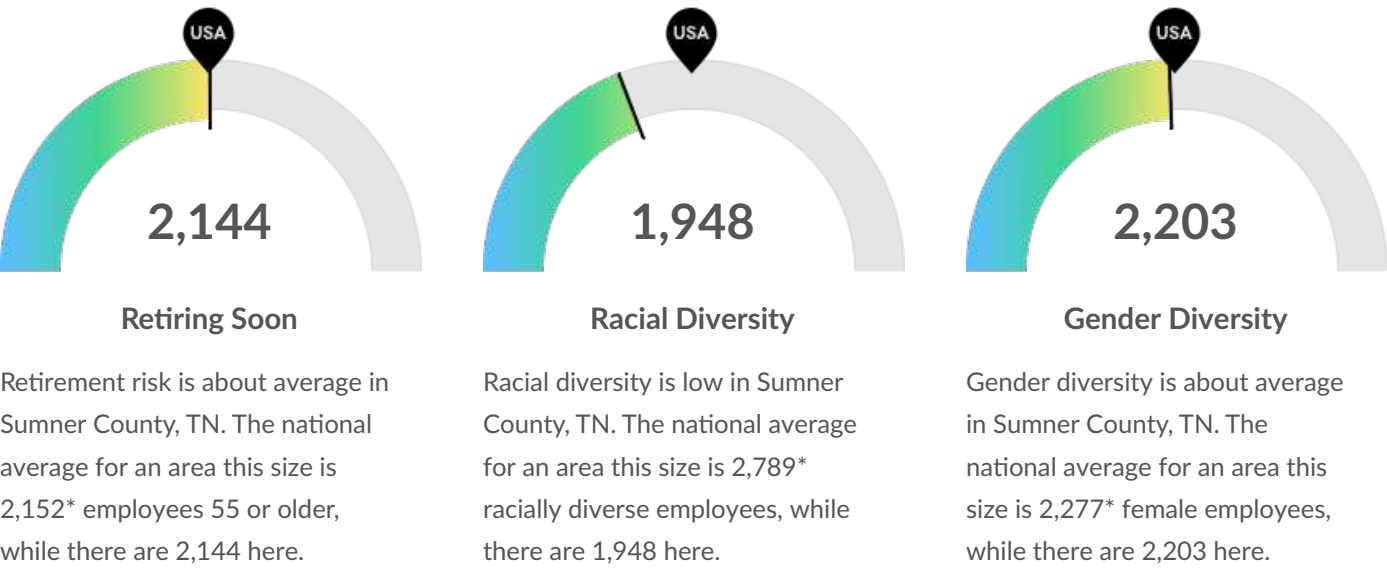
An average area of this size typically has 5,052* jobs, while there are 7,827 here. This higher than average supply of jobs may make it easier for workers in this field to find employment in your area.



	Region	2018 Jobs	2028 Jobs	Change	% Change
●	Sumner County, TN	7,827	8,172	345	4.4%
●	National Average	5,052	6,063	1,012	20.0%

*National average values are derived by taking the national value for your industries and scaling it down to account for the difference in overall workforce size between the nation and Sumner County, TN. In other words, the values represent the national average adjusted for region size.

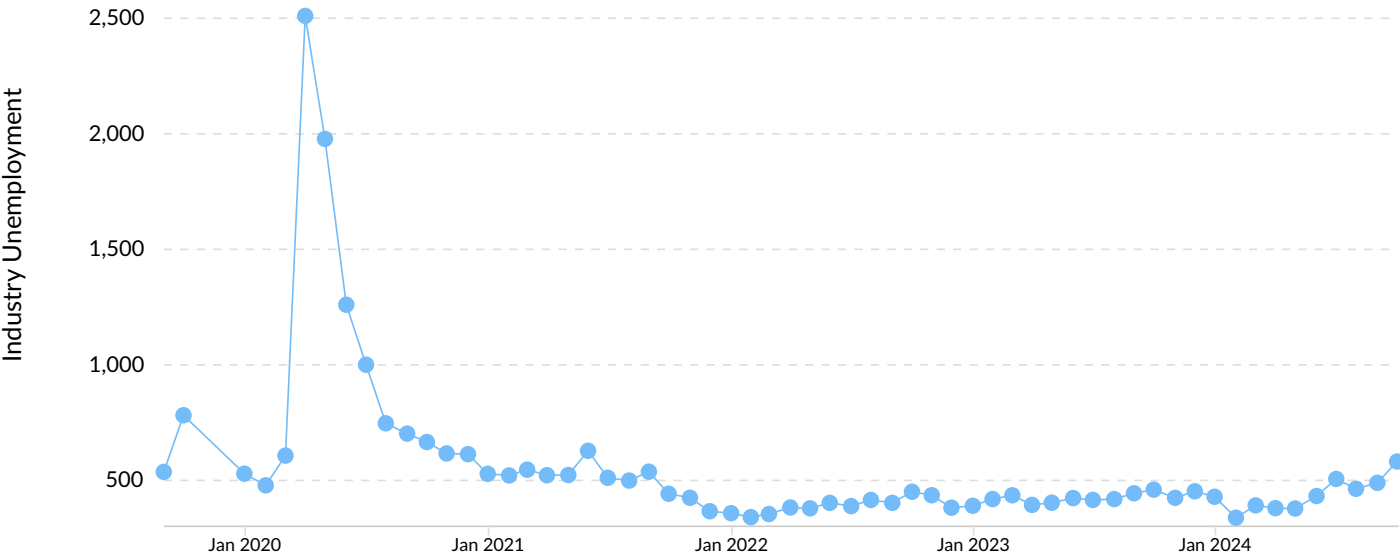
Retirement Risk Is About Average, While Overall Diversity Is Low



*National average values are derived by taking the national value for your industries and scaling it down to account for the difference in overall workforce size between the nation and Sumner County, TN. In other words, the values represent the national average adjusted for region size.

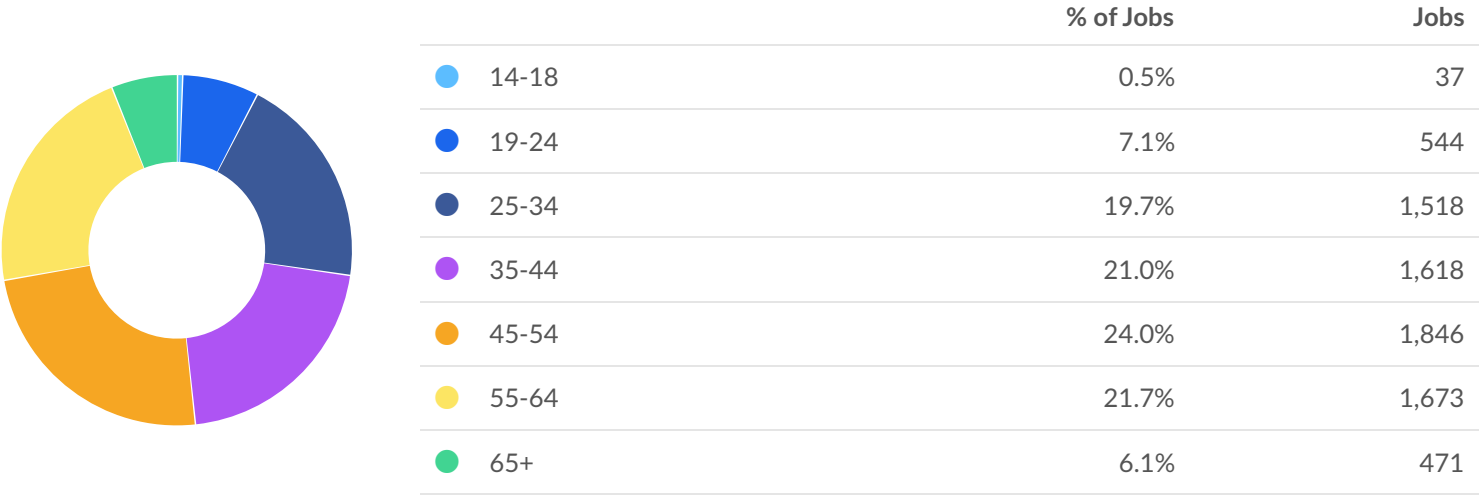
Unemployment Rate Trends

Unemployment shown at the 2-digit sectors level.

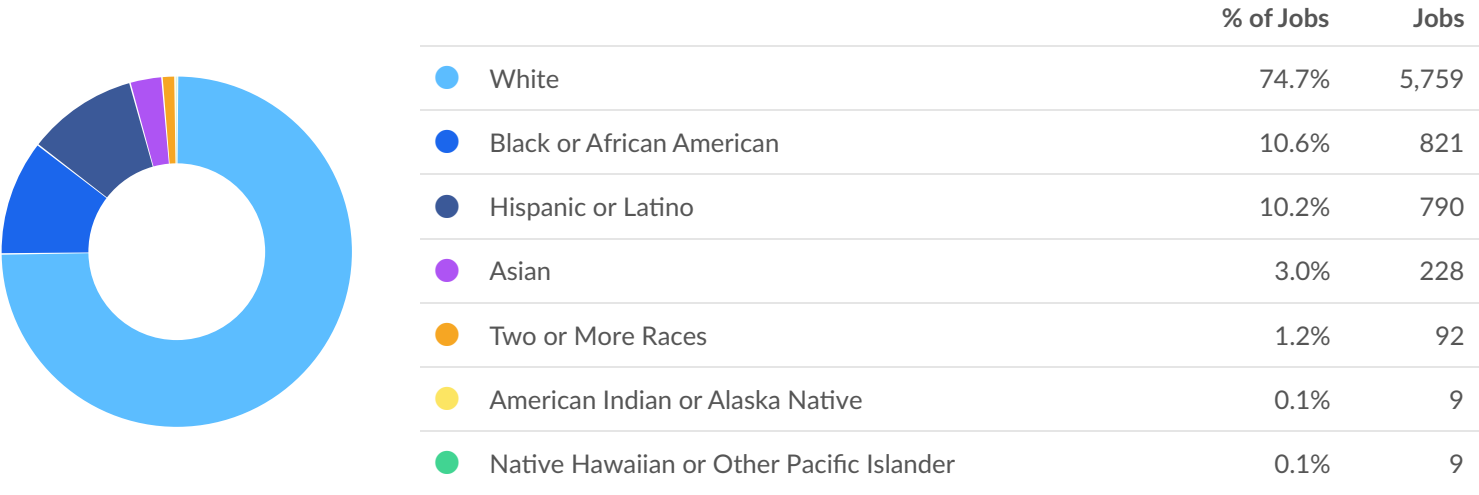


Demographic Details

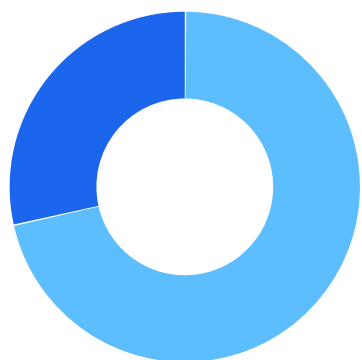
Industry Age Breakdown



Industry Race/Ethnicity Breakdown

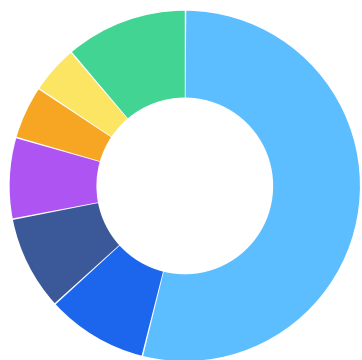


Industry Gender Breakdown



	% of Jobs	Jobs
● Males	71.4%	5,504
● Females	28.6%	2,203

Most Jobs are Found in the Production Occupations Industry Sector



Occupation	% of Industry in Occupation (2023)
● Production Occupations	53.8%
● Transportation and Material Moving Occupations	9.4%
● Office and Administrative Support Occupations	8.7%
● Management Occupations	7.5%
● Installation, Maintenance, and Repair Occupations	4.9%
● Business and Financial Operations Occupations	4.4%
● Other	11.3%

Demand



1,052 Unique Job Postings

The number of unique postings for this job over the last 12 months.



106 Employers Competing

All employers in the region who posted for this job over the last 12 months.



27 Day Median Duration

Posting duration is 1 day longer than what's typical in the region.

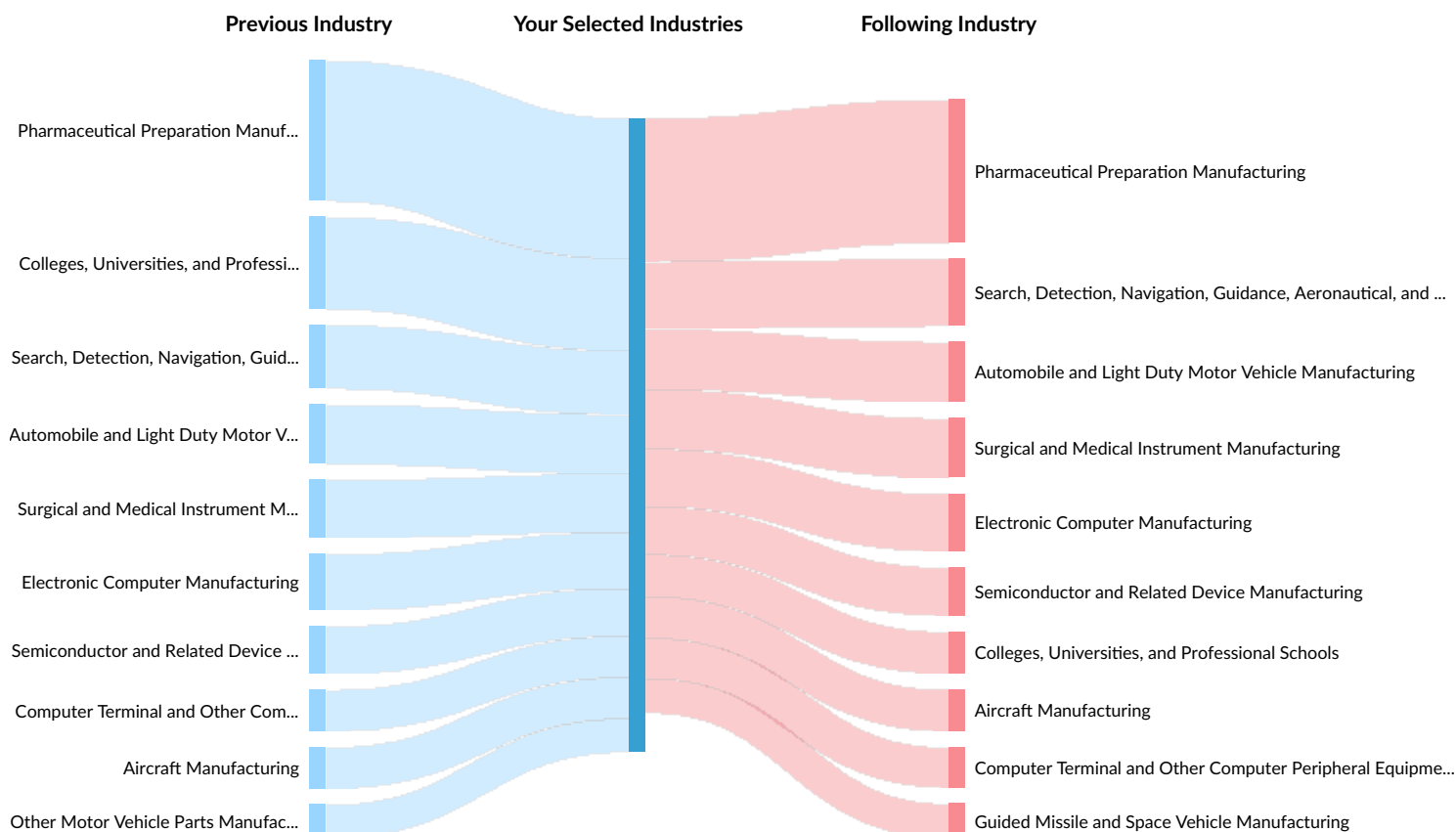
Top Companies		Unique Postings	Top Job Titles		Unique Postings
Stanley Black & Decker		67	Maintenance Technicians		29
Simpson Strong-Tie		60	Machine Operators		26
ITW		46	Material Handlers		21
U.S Tsubaki Automotive		46	Production Associates		17
Shoals Technologies		40	Assemblers		14

Industry Gain and Drain

The table below analyzes the profiles of current and past people in your selected industries. The left column shows job transitions from other industries to your selected industries. The right column shows job transitions from your selected industries to other industries.

Please note, results are only available at the national level and the 6-digit NAICS level. Also your selection has been limited to 100 industries.

The following represents the job transitions of employees in your selected industries in the United States:



Previous Industries	Transitions
Pharmaceutical Preparation Manufacturing	342,291
Colleges, Universities, and Professional Schools	224,418
Search, Detection, Navigation, Guidance, Aeronautical, and Nautical System and Instrument Manufacturing	154,758

Previous Industries	Transitions
Automobile and Light Duty Motor Vehicle Manufacturing	144,667
Surgical and Medical Instrument Manufacturing	141,782
Electronic Computer Manufacturing	136,852
Semiconductor and Related Device Manufacturing	115,971
Computer Terminal and Other Computer Peripheral Equipment Manufacturing	100,665
Aircraft Manufacturing	100,588
Other Motor Vehicle Parts Manufacturing	81,843
Guided Missile and Space Vehicle Manufacturing	76,261
Soft Drink Manufacturing	70,892
Analytical Laboratory Instrument Manufacturing	66,729
Petroleum Refineries	61,994
Surgical Appliance and Supplies Manufacturing	61,640
Engineering Services	60,914
Medicinal and Botanical Manufacturing	60,415
Biological Product (except Diagnostic) Manufacturing	58,613
National Security	56,367
Aircraft Engine and Engine Parts Manufacturing	55,954
Custom Computer Programming Services	55,875
All Other Miscellaneous Food Manufacturing	51,535
Software Publishers	50,028
Footwear Manufacturing	43,211
All Other Professional, Scientific, and Technical Services	42,279
Commercial Printing (except Screen and Books)	40,762
Computer Systems Design Services	39,827
Plastics Material and Resin Manufacturing	39,711

Previous Industries	Transitions
All Other Miscellaneous Electrical Equipment and Component Manufacturing	38,351
All Other Miscellaneous Manufacturing	37,577
Commercial and Service Industry Machinery Manufacturing	36,810
Research and Development in the Physical, Engineering, and Life Sciences (except Nanotechnology and Biotechnology)	36,795
Full-Service Restaurants	35,686
All Other Industrial Machinery Manufacturing	35,525
General Medical and Surgical Hospitals	34,604
Administrative Management and General Management Consulting Services	34,426
Paint and Coating Manufacturing	34,300
All Other Plastics Product Manufacturing	33,981
Clothing and Clothing Accessories Retailers	33,959
All Other Miscellaneous Retailers	32,490
Commercial Banking	32,342
Cut and Sew Apparel Manufacturing (except Contractors)	31,939
Employment Placement Agencies	30,953
Limited-Service Restaurants	30,921
Radio and Television Broadcasting and Wireless Communications Equipment Manufacturing	27,901
Other Communications Equipment Manufacturing	27,450
Other Electronic Component Manufacturing	27,069
Other Computer Related Services	27,035
Research and Development in Biotechnology (except Nanobiotechnology)	27,017
Soap and Other Detergent Manufacturing	26,824
Other Aircraft Parts and Auxiliary Equipment Manufacturing	26,490

Previous Industries	Transitions
Wholesale Trade Agents and Brokers	24,572
All Other Miscellaneous Chemical Product and Preparation Manufacturing	24,408
Relay and Industrial Control Manufacturing	24,054
Offices of Physicians (except Mental Health Specialists)	23,907
Department Stores	23,802
Farm Machinery and Equipment Manufacturing	23,008
All Other Basic Organic Chemical Manufacturing	22,965
Medical, Dental, and Hospital Equipment and Supplies Merchant Wholesalers	22,488
Construction Machinery Manufacturing	22,268
Elementary and Secondary Schools	22,102
Corrugated and Solid Fiber Box Manufacturing	21,966
Supermarkets and Other Grocery Retailers (except Convenience Retailers)	21,592
Electromedical and Electrotherapeutic Apparatus Manufacturing	21,175
Computing Infrastructure Providers, Data Processing, Web Hosting, and Related Services	20,365
Offices of Certified Public Accountants	20,291
Apparel Accessories and Other Apparel Manufacturing	19,268
Drugs and Druggists' Sundries Merchant Wholesalers	18,991
Breweries	18,400
Insurance Agencies and Brokerages	18,379
Wireless Telecommunications Carriers (except Satellite)	18,338
Other Measuring and Controlling Device Manufacturing	17,767
Abrasive Product Manufacturing	17,646
Other Engine Equipment Manufacturing	17,523

Previous Industries	Transitions
Major Household Appliance Manufacturing	17,480
Offices of Real Estate Agents and Brokers	17,327
Instruments and Related Products Manufacturing for Measuring, Displaying, and Controlling Industrial Process Variables	16,972
Office Administrative Services	16,482
Electronics and Appliance Retailers	16,307
Motor Vehicle Electrical and Electronic Equipment Manufacturing	16,216
Offices of Lawyers	15,847
Air-Conditioning and Warm Air Heating Equipment and Commercial and Industrial Refrigeration Equipment Manufacturing	15,619
Rubber and Plastics Hoses and Belting Manufacturing	15,530
Plumbing, Heating, and Air-Conditioning Contractors	15,512
Hotels (except Casino Hotels) and Motels	15,217
Marketing Consulting Services	15,133
Temporary Help Services	14,994
Toilet Preparation Manufacturing	14,951
Other Miscellaneous Durable Goods Merchant Wholesalers	14,907
Commercial and Institutional Building Construction	14,872
Other Management Consulting Services	14,602
Electrical Contractors and Other Wiring Installation Contractors	14,541
Oil and Gas Field Machinery and Equipment Manufacturing	14,473
Fruit and Vegetable Canning	14,270
Power-Driven Handtool Manufacturing	14,206
Machine Shops	14,126
Audio and Video Equipment Manufacturing	13,900

Previous Industries	Transitions
Computer Storage Device Manufacturing	13,834
Fabricated Structural Metal Manufacturing	13,833
Couriers and Express Delivery Services	13,692
Following Industries	Transitions
Pharmaceutical Preparation Manufacturing	349,209
Search, Detection, Navigation, Guidance, Aeronautical, and Nautical System and Instrument Manufacturing	163,633
Automobile and Light Duty Motor Vehicle Manufacturing	146,857
Surgical and Medical Instrument Manufacturing	145,347
Electronic Computer Manufacturing	139,965
Semiconductor and Related Device Manufacturing	117,356
Colleges, Universities, and Professional Schools	101,984
Aircraft Manufacturing	101,425
Computer Terminal and Other Computer Peripheral Equipment Manufacturing	98,251
Guided Missile and Space Vehicle Manufacturing	84,349
Other Motor Vehicle Parts Manufacturing	80,740
Soft Drink Manufacturing	68,616
Analytical Laboratory Instrument Manufacturing	68,520
Engineering Services	63,627
Software Publishers	63,274
Custom Computer Programming Services	61,421
Medicinal and Botanical Manufacturing	61,219
Petroleum Refineries	61,183
Surgical Appliance and Supplies Manufacturing	60,990
Biological Product (except Diagnostic) Manufacturing	57,540

Following Industries	Transitions
All Other Miscellaneous Food Manufacturing	50,189
Aircraft Engine and Engine Parts Manufacturing	48,806
All Other Miscellaneous Retailers	45,746
All Other Professional, Scientific, and Technical Services	44,676
Computer Systems Design Services	43,472
Footwear Manufacturing	42,649
Commercial Printing (except Screen and Books)	39,751
Research and Development in the Physical, Engineering, and Life Sciences (except Nanotechnology and Biotechnology)	38,609
Administrative Management and General Management Consulting Services	38,521
All Other Miscellaneous Electrical Equipment and Component Manufacturing	38,383
All Other Miscellaneous Manufacturing	37,280
Plastics Material and Resin Manufacturing	37,142
Commercial and Service Industry Machinery Manufacturing	35,864
All Other Industrial Machinery Manufacturing	35,783
Research and Development in Biotechnology (except Nanobiotechnology)	33,418
All Other Plastics Product Manufacturing	33,398
Paint and Coating Manufacturing	33,290
Commercial Banking	33,116
Computing Infrastructure Providers, Data Processing, Web Hosting, and Related Services	31,648
Other Computer Related Services	31,405
Cut and Sew Apparel Manufacturing (except Contractors)	30,505
General Medical and Surgical Hospitals	28,426
Other Communications Equipment Manufacturing	28,286

Following Industries	Transitions
Radio and Television Broadcasting and Wireless Communications Equipment Manufacturing	27,298
Soap and Other Detergent Manufacturing	26,531
Other Electronic Component Manufacturing	26,122
Wholesale Trade Agents and Brokers	25,894
All Other Miscellaneous Chemical Product and Preparation Manufacturing	24,745
Other Aircraft Parts and Auxiliary Equipment Manufacturing	24,719
Full-Service Restaurants	24,101
Office Administrative Services	23,984
Web Search Portals and All Other Information Services	23,742
All Other Basic Organic Chemical Manufacturing	23,645
Relay and Industrial Control Manufacturing	23,635
Medical, Dental, and Hospital Equipment and Supplies Merchant Wholesalers	23,403
Clothing and Clothing Accessories Retailers	23,132
Farm Machinery and Equipment Manufacturing	22,652
Offices of Real Estate Agents and Brokers	22,133
Employment Placement Agencies	22,095
Electromedical and Electrotherapeutic Apparatus Manufacturing	22,063
Construction Machinery Manufacturing	21,352
Elementary and Secondary Schools	21,140
Insurance Agencies and Brokerages	20,840
Corrugated and Solid Fiber Box Manufacturing	20,450
Offices of Physicians (except Mental Health Specialists)	20,230
Apparel Accessories and Other Apparel Manufacturing	19,352
National Security	19,339

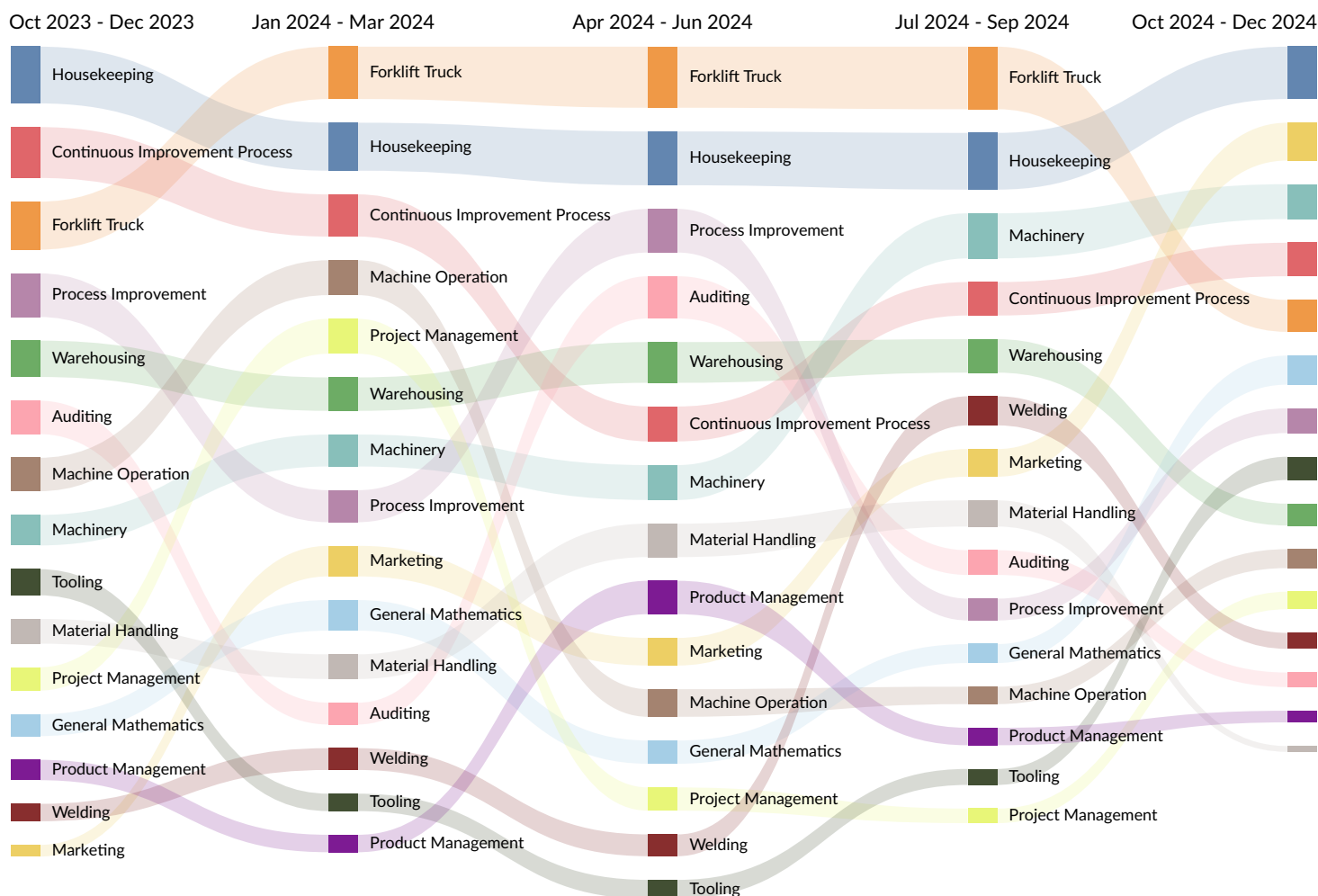
Following Industries	Transitions
Limited-Service Restaurants	17,954
Other Measuring and Controlling Device Manufacturing	17,873
Breweries	17,592
Instruments and Related Products Manufacturing for Measuring, Displaying, and Controlling Industrial Process Variables	17,333
Abrasive Product Manufacturing	16,954
Other Engine Equipment Manufacturing	16,828
Major Household Appliance Manufacturing	16,565
Air-Conditioning and Warm Air Heating Equipment and Commercial and Industrial Refrigeration Equipment Manufacturing	16,414
Offices of Certified Public Accountants	16,247
Motor Vehicle Electrical and Electronic Equipment Manufacturing	15,505
Plumbing, Heating, and Air-Conditioning Contractors	15,409
Electrical Contractors and Other Wiring Installation Contractors	15,197
Drugs and Druggists' Sundries Merchant Wholesalers	15,108
Other Management Consulting Services	15,099
Power-Driven Handtool Manufacturing	15,041
Toilet Preparation Manufacturing	15,011
Rubber and Plastics Hoses and Belting Manufacturing	14,858
Industrial Machinery and Equipment Merchant Wholesalers	14,714
Commercial and Institutional Building Construction	14,474
Fabricated Structural Metal Manufacturing	14,278
Marketing Consulting Services	13,956
Oil and Gas Field Machinery and Equipment Manufacturing	13,791
Offices of Other Holding Companies	13,739

Following Industries	Transitions
Fruit and Vegetable Canning	13,526
Audio and Video Equipment Manufacturing	13,399
All Other Miscellaneous Fabricated Metal Product Manufacturing	13,383
Chocolate and Confectionery Manufacturing from Cacao Beans	13,321
Other Basic Inorganic Chemical Manufacturing	13,294
Other Miscellaneous Durable Goods Merchant Wholesalers	13,256
Machine Shops	13,114
Offices of Lawyers	12,823
Other Scientific and Technical Consulting Services	12,788
Computer Storage Device Manufacturing	12,763

What skills are they posting for?

Top 15 Skills for All Job Types Sought by Your Selected Companies by Quarter

Skills help us understand the direction an industry is headed.



Gross Regional Product (GRP)

\$698.3M

Earnings (2023)

\$572.3M

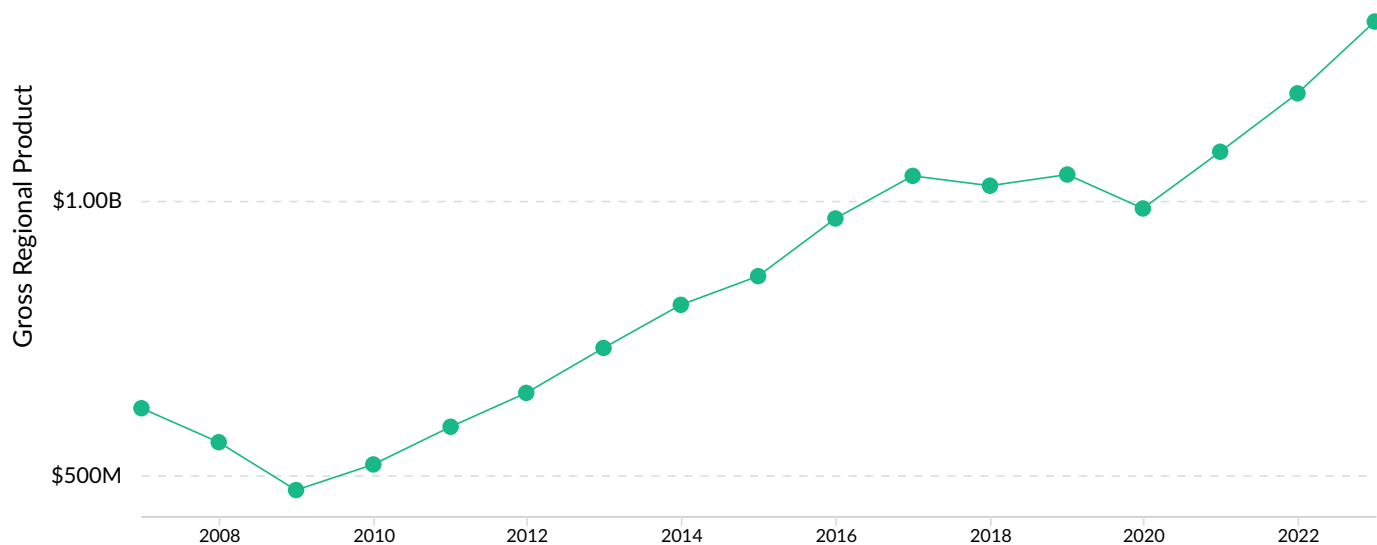
Property Income
(2023)

\$55.9M

Taxes (2023)

\$1.3B

Total GRP (2023)



Industry Requirements

Purchases from	In-region Purchases	Imported Purchases	Total Purchases
Iron and Steel Mills and Ferroalloy Manufacturing	\$25,724,614	\$271,198,158	\$296,922,772
Corporate, Subsidiary, and Regional Managing Offices	\$2,046,723	\$57,696,991	\$59,743,714
Plastics Material and Resin Manufacturing	\$35,704,205	\$23,055,406	\$58,759,610
All Other Basic Organic Chemical Manufacturing	\$969,504	\$41,210,866	\$42,180,370
Machine Shops	\$2,690,741	\$33,131,533	\$35,822,274

Appendix A (Industries)

Code	Description
212	Mining (except Oil and Gas)
311	Food Manufacturing
312	Beverage and Tobacco Product Manufacturing
313	Textile Mills
315	Apparel Manufacturing
316	Leather and Allied Product Manufacturing
321	Wood Product Manufacturing
322	Paper Manufacturing
323	Printing and Related Support Activities
324	Petroleum and Coal Products Manufacturing
325	Chemical Manufacturing

Code	Description
326	Plastics and Rubber Products Manufacturing
327	Nonmetallic Mineral Product Manufacturing
331	Primary Metal Manufacturing
332	Fabricated Metal Product Manufacturing
333	Machinery Manufacturing
334	Computer and Electronic Product Manufacturing
335	Electrical Equipment, Appliance, and Component Manufacturing
336	Transportation Equipment Manufacturing
337	Furniture and Related Product Manufacturing
339	Miscellaneous Manufacturing