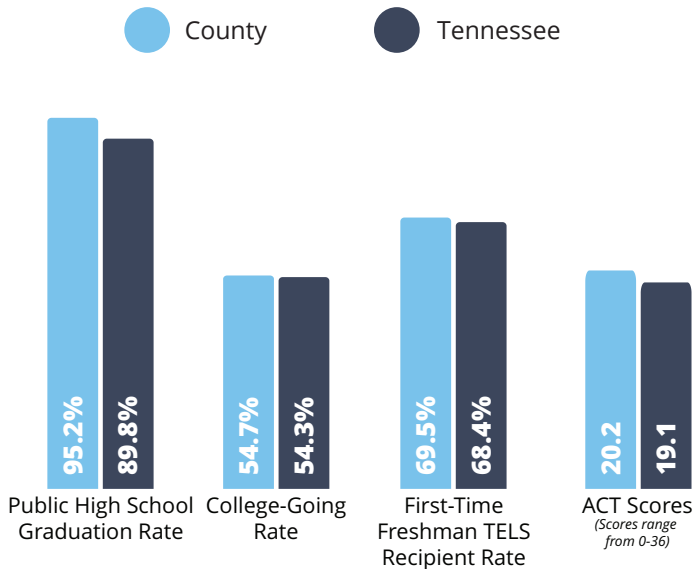


# 2024 Higher Education County Profile

## Sumner County

### Community Education Snapshot



Education Attainment Rate (age 25-64)	County	TN
Adults with HS+	91.6%	90.0%
Adults with Some College, No Degree	23.6%	20.8%
Adults with Associate or higher	40.6%	38.8%
Adults with Bachelor's or higher	31.2%	30.6%

Socioeconomic Profile	County	TN
Share of Population in Poverty	9.8%	14.3%
Unemployment Rate	2.4%	3.3%
Population Ages 25-64	102,311	3,590,290
Rate of Population Growth (2021-2023)	3.2%	1.6%
Population Projections (2023-2033)	14.3%	7.0%
Median Household Income	\$73,517	\$58,516

# 79.0%

filed the FAFSA in 2022-23 as compared to **78.4%** overall in Tennessee.

Note: Overall filing rate for the 2022-23 FAFSA.

# 54.7%

of the class of 2022 enrolled in the county enrolled in college immediately following high school, compared to **70.5%** of the class of 2017.

# 104

additional students must enroll in college to increase the college-going rate by **5 percentage points**.

# 1

designated VETS Campuses serve the county: Volunteer State Community College

# 70

financial aid outreach hours spent in 2022-23 with **1,797** attendees. An additional 23 hours were invested statewide serving an additional 693 Tennesseans.

### Top Colleges Selected by 2022 High School Graduates

1. Volunteer State Community College - 391
2. UT Chattanooga - 90
3. UT Knoxville - 87
4. Kentucky Public Institution - 81
5. Tennessee Technological University - 57



### Top 5 In-Demand Occupations by Projected Annual Openings and Local Workforce Development Area (LWDA)

	Entry-Level Hourly Wage
1. Customer Service Representatives	\$12.38
2. Heavy and Tractor-Trailer Truck Drivers	\$18.01
3. Office Clerks, General	\$11.39
4. Secretaries and Administrative Assistants, Except Legal, Medical, and Executive	\$13.11
5. Accountants and Auditors	\$24.46

Note: 2023 Top Occupations are identified annually in the THEC Supply and Demand Report, using data provided by TN Department of Labor and Workforce Development and TN Department of Economic and Community Development. This list represents top five occupations ordered by the highest number of projected annual openings from 2018-2028. Entry-level wage data is presented with each occupation. Additional in-demand occupations in the LWDA can be found on THEC's website. For more information on these careers, see [O\\*NET Code Connector](#).

Tennessee Student  
Assistance Corporation (TSAC)  
Outreach Specialist

**Dustin Rawls**  
Dustin.Rawls@tn.gov

Tennessee Reconnect  
Navigator

**Emily Hill**  
Emily.Hill@tn.gov

## Tennessee Student Assistance Award



**2,658**

**TSAA-Eligible  
FAFSAs Filed**



**1,545**

**Awards**



**\$2,999,723**

**Awarded**

The TSAA is a state-funded grant program. This scholarship provides non-repayable need-based financial assistance to undergraduate students who are residents of Tennessee. TSAA Awardees must be enrolled or accepted for enrollment, at least part-time, at a public or an eligible non-public postsecondary institution in Tennessee and have an Estimated Family Contribution below the eligibility threshold.

*Total awarded during 2022-23 academic year.*

## Tennessee Education Lottery Scholarship Recipients

Scholarship	Recipients
HOPE Scholarship	1,662
HOPE with GAMS	320
HOPE with Aspire	358
Dual Enrollment Grant	937
HOPE Foster Care Grant	-
Non-Traditional HOPE Scholarship	<10
Wilder-Naifeh Technical Skills Grant	188
<b>Total Amount Awarded</b>	<b>\$14,312,071</b>



**2,190**

public high school seniors applied for Tennessee Promise in the 2021-22 school year. **28.0%** of those applicants enrolled as part of the Tennessee Promise program in the 2022-23 school year.



**531**

grant applications for Tennessee Reconnect were received for the 2022-23 school year. A total of **98** Reconnectors were served by Tennessee Reconnect Communities.



**0**

schools participated in the Electronic Transcript Exchange, which allows schools to submit transcript data to colleges for admissions and to TSAC for scholarship purposes.



**18**

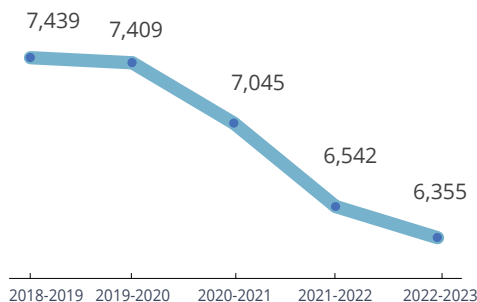
schools participated in Path to College, which provides resources and information to students, building a college-going culture in their schools.



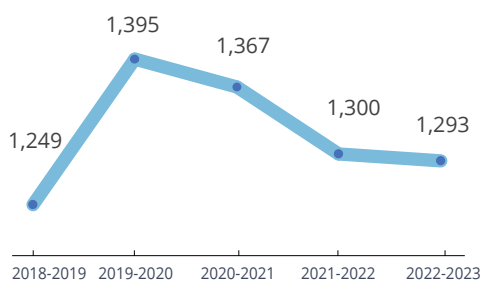
**660**

high school seniors in the 2021-22 school year received a Dual Enrollment Grant at a public college or university. **62.0%** of those students enrolled in public postsecondary in the 2022-23 school year.

## Undergraduate Enrollment



## Undergraduate Degree Completion



*These graphs represent TCATs, public community colleges, and public universities, including dual enrollment students.*

## Grant Programs in Sumner County

**GIVE 2.0 Community Grants - TCAT Hartsville - Tennessee Central Cooperative Manufacturing WBL Program - \$975,000** The Governor's Investment in Vocational Education (GIVE) is designed to foster long-term regional partnerships between Tennessee Colleges of Applied Technology (TCATs), community colleges, industry, economic development/workforce agencies, and K-12 to identify and address "skills gaps" in local workforce pools. Through a competitive grant process, grants of up to \$1 million were made available to local collaboratives for periods of up to thirty (30) months to facilitate the development and implementation of employer-driven career pathways that include both K-12 local education agencies (LEAs) and higher education institutions.