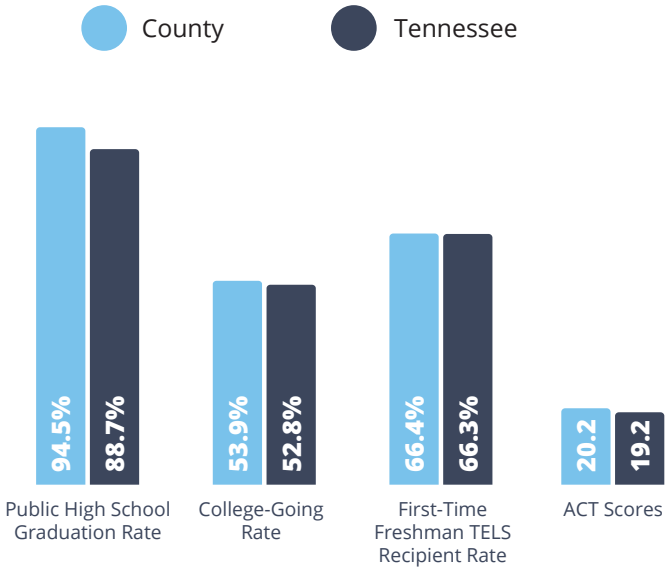


# 2023 Higher Education County Profile

## Sumner County

### Community Education Snapshot



Note: 2021 Public High School Graduation Rate and 2021 Average ACT Scores provided by [IDOE](#). 2021 College-Going Rate and TELS Recipient Rate for Fall 2021 provided by [THEC](#).

Education Attainment Rate (age 25-64)	County	TN
Adults with HS+	91.4%	89.9%
Adults with Some College, No Degree	23.5%	21.0%
Adults with Associate or higher	39.9%	38.0%
Adults with Bachelor's or higher	30.2%	29.8%

Socioeconomic Profile	County	TN
Share of Population in Poverty	9.9%	14.6%
Unemployment Rate	3.4%	5.3%
Population Ages 25-64	99,285	3,542,283
Rate of Population Growth (2020-2022)	3.3%	1.7%
Population Projections (2022-2032)	14.7%	7.2%
Median Household Income	\$69,878	\$54,833

### Top Colleges Selected by 2021 High School Graduates

1. Volunteer State Community College - 390
2. Out-of-State Public Institution - 86
3. UT Chattanooga - 81
4. UT Knoxville - 68
5. Tennessee Technological University - 60



### Top 5 In-Demand Occupations by Highest Median Earnings and Local Workforce Development Area (LWDA)

1. Veterinarians
2. Physician Assistants
3. Training and Development Managers
4. Electrical Engineers
5. Computer Programmers

Note: 2022 Top Occupations are identified annually in the [THEC Supply and Demand Report](#), using data provided by TN Department of Labor and Workforce Development and TN Department of Economic and Community Development. This list represents top five occupations ordered by median mid-career wage. Additional in-demand occupations in the LWDA can be found on [THEC's website](#). For more information on these careers, see [O\\*NET Code Connector](#).

**76.5%** filed the FAFSA in 2021-22 as compared to **77.9%** overall in Tennessee.  
Note: Overall filing rate for the 2021-22 FAFSA.

**53.9%** of the class of 2021 in the county enrolled in college immediately following high school, compared to **70.8%** of the class of 2016.

**99** additional students must enroll in college to increase the college-going rate by **5 percentage points**.

**1** designated VETS Campuses serve the county: Volunteer State Community College

**38** financial aid outreach hours spent in 2021-22 with **666** attendees. An additional 25 hours were invested statewide serving an additional 1,733 Tennesseans.

<p>Tennessee Student Assistance Corporation (TSAC)                  Outreach Specialist</p> <p><b>Dustin Rawls</b>                  dustin.rawls@tn.gov</p>	<p>Tennessee Reconnect Navigator</p> <p><b>Dwight Fox</b>                  dwight.fox@tn.gov</p>
---	--

## Tennessee Student Assistance Award



**10,913**  
FAFSAs Filed



**1,660**  
Awards



**\$2,621,818**  
Awarded

The TSAA is a state-funded grant program. This scholarship provides non-repayable need-based financial assistance to undergraduate students who are residents of Tennessee. TSAA Awardees must be enrolled or accepted for enrollment, at least part-time, at a public or an eligible non-public postsecondary institution in Tennessee and have an Expected Family Contribution below the eligibility threshold.

Total awarded during 2021-22 academic year.

## Tennessee Education Lottery Scholarship Recipients

Scholarship	Recipients
HOPE Scholarship	1,580
HOPE with GAMS	333
HOPE with Aspire	368
Access Award	<10
Dual Enrollment Grant	832
HOPE Foster Care Grant	-
Non-Traditional Student Scholarship	<10
Wilder-Naifeh Technical Skills Grant	195
<b>Total Amount Awarded</b>	<b>\$12,149,523</b>



**2,185**

public high school seniors applied for Tennessee Promise in the 2020-21 school year. **28.5%** of those applicants enrolled as part of the Tennessee Promise program in the 2021-22 school year.



**644**

grant applications for Tennessee Reconnect were received for the 2021-22 school year. A total of **139** Reconnectors were served by Tennessee Reconnect Communities.



**23**

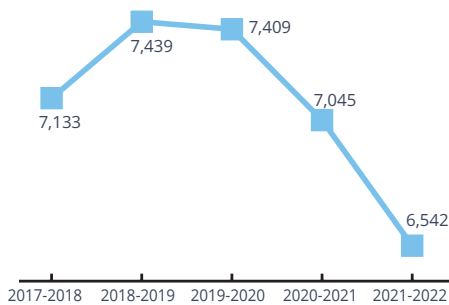
schools participated in Path to College, which provides resources and information to students, building a college-going culture in their schools.



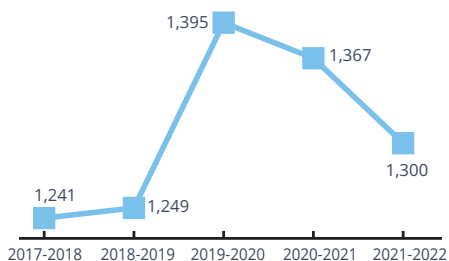
**743**

high school seniors in the 2020-21 school year received a Dual Enrollment Grant at a public college or university. **57.9%** of those students enrolled in public postsecondary in the 2021-22 school year.

## Undergraduate Enrollment



## Undergraduate Degree Completion



These graphs represent TCATs, public community colleges, and universities.

## Grant Programs in Sumner County

**GIVE 2.0 Community Grants - TCAT Hartsville - Tennessee Central Cooperative Manufacturing WBL Program - \$975,000** The Governor's Investment in Vocational Education (GIVE) is designed to foster long-term regional partnerships between Tennessee Colleges of Applied Technology (TCATs), community colleges, industry, economic development/workforce agencies, and K-12 to identify and address "skills gaps" in local workforce pools. Through a competitive grant process, grants of up to \$1 million were made available to local collaboratives for periods of up to thirty (30) months to facilitate the development and implementation of employer-driven career pathways that include both K-12 local education agencies (LEAs) and higher education institutions.

**Veterans Reconnect Grant - Volunteer State Community College - \$30,000 - 524 Students Served** The FY 2021-23 competitive Veteran Reconnect Grant gave all Tennessee Board of Regent institutions the capability to provide Student Veterans and military family members a one-time Military Transition Grant of up to \$300. The micro-grant will assist those students with a financial need in hopes that they persist in their academic studies. More opportunities to fund veteran education initiatives are currently being planned

Date Completed 1/1/2023. Due to the unique nature of the 2021-2022 academic year, several data points may not be comparable with past profiles.