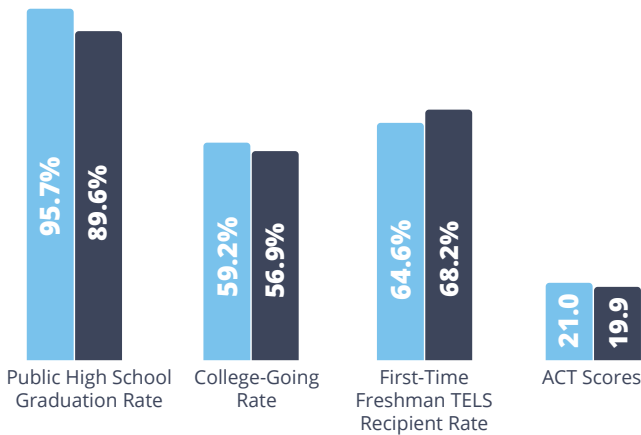


2022 Higher Education County Profile

Sumner County

Community Education Snapshot

 County  Tennessee



Note: 2020 Public High School Graduation Rate and 2020 Average ACT Scores provided by [IDOE](#). 2020 College-Going Rate provided by TELS Recipient Rate for Fall 2020 provided by [THEC](#).

Education Attainment Rate (age 25-64)	County	TN
Adults with HS+	91.4%	89.4%
Adults with Some College, No Degree	23.2%	21.2%
Adults with AA+	39.2%	36.9%
Adults with BA+	30.1%	28.9%

Socioeconomic Profile	County	TN
Share of Population in Poverty	9.0%	15.2%
Unemployment Rate	3.0%	5.3%
Population Ages 25-64	97,136	3,512,269
Rate of Population Growth (2019-2021)	4.9%	2.5%
Population Projections (2021-2031)	15.0%	7.1%
Median Household Income	\$67,204	\$53,320

Top Colleges Selected by 2020 High School Graduates

1. Volunteer State Community College - 466
2. UT Chattanooga - 82
3. Tennessee Technological University, UT Knoxville - 76
4. Western Kentucky University - 75
5. Middle Tennessee State University - 44



In-Demand Occupations by Projected Growth by Local Workforce Development Area (LWDA)

1. Reservation and Transportation Ticket Agents and Travel Clerks
2. Advertising Sales Agents
3. Brokerage Clerks
4. Operations Research Analysts
5. Maintenance Workers, Machinery

Note: 2020 Top Occupations are identified annually in [THEC Supply and Demand Report](#), using data provided by TN Department of Labor and Workforce Development and TN Department of Economic and Community Development. This list represents top five occupations by projected growth. Additional in-demand occupations in the LWDA can be found on [THEC's website](#).

78.5%

filed the FAFSA in 2020-21 as compared to **75.1%** overall in Tennessee.

Note: Overall filing rate for the 2020-21 FAFSA.

23.2%

of adults ages 25-64 have some college, but no degree compared with **21.2%** in Tennessee.

100

additional students must enroll in college to increase the college-going rate by **5 percentage points**.

1

designated VETS Campuses serve the county.

23

financial aid outreach events in 2020-21 with **870** attending.

An additional 2,967 events occurred statewide, serving an additional 16,882 Tennesseans.

Tennessee Student Assistance Corporation (TSAC)
Outreach Specialist

Jason Seay
Jason.Seay@tn.gov



Tennessee Student Assistance Award



11,333

Eligible Students



1,525

Awards



\$2,372,362

Awarded

This scholarship provides non-repayable need-based financial assistance to undergraduate students who are residents of Tennessee. Applicants must be enrolled or accepted for enrollment, at least part-time, at a public or an eligible non-public postsecondary institution in Tennessee. The TSAA is a state-funded grant program.

Total awarded during 2020-21 academic year.

Tennessee Education Lottery Scholarship Recipients

Scholarship	Recipients
HOPE Scholarship	1,733
HOPE with GAMS	337
HOPE with Aspire	399
Access Award	10
Dual Enrollment Grant	976
HOPE Foster Care Grant	1
Non-Traditional Student Scholarship	4
Wilder-Naifeh Technical Skills Grant	200
Total Amount Awarded	\$13,142,560



2,115

public high school seniors applied for Tennessee Promise in the 2019-20 school year. **37.1%** of those applicants enrolled as part of the Tennessee Promise program in the 2020-21 school year.



726

grant applications for Tennessee Reconnect were received for the 2020-21 school year. A total of **224** Reconnecters were served by Tennessee Reconnect Communities.



13

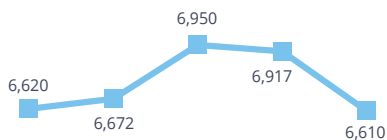
schools participated in Path to College, which provides resources and information to students, building a college-going culture in their schools.



107

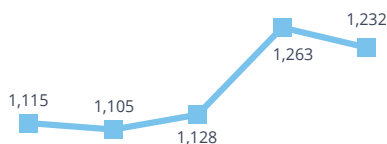
students have successfully completed the **SAILS** (Seamless Alignment and Integrated Learning Support) Math co-requisite remediation model to decrease the number of students requiring remediation in college.

Undergraduate Enrollment



2016-2017 2017-2018 2018-2019 2019-2020 2020-2021

Undergraduate Degree Completion



2016-2017 2017-2018 2018-2019 2019-2020 2020-2021

These graphs represent public community colleges and universities.

Grant Programs in Sumner County

GIVE 1.0 Community Grants - Volunteer State Community College - GO TECH: Growing Opportunities with Technology - \$1,000,000
GIVE 2.0 Community Grants - TCAT Hartsville - Tennessee Central Cooperative Manufacturing WBL Program - \$975,000 The Governor's Investment in Vocational Education (GIVE) is designed to foster long-term regional partnerships between Tennessee Colleges of Applied Technology (TCATs), community colleges, industry, economic development/workforce agencies, and K-12 to identify and address "skills gaps" in local workforce pools. Through a competitive grant process, grants of up to \$1 million were made available to local collaborators for periods of up to thirty (30) months to facilitate the development and implementation of employer-driven career pathways that include both K-12 local education agencies (LEAs) and higher education institutions.

Veterans Reconnect Grant - Volunteer State Community College - \$30,000 - 524 Students Served The FY 2021-23 competitive Veteran Reconnect Grant gave all Tennessee Board of Regent institutions the capability to provide Student Veterans and military family members a one-time Military Transition Grant of up to \$300. The micro-grant will assist those students with a financial need in hopes that they persist in their academic studies.

Date Completed 1/1/2022. Due to the unique nature of the 2020-2021 academic year, several data points may not be comparable with past profiles.