

# Demographic and Income Profile

Portland City, TN  
 Portland City, TN (4760280)  
 Geography: Place

Prepared by Forward Sumner

Summary	Census 2010	2019	2024
Population	10,515	11,697	12,280
Households	3,835	4,256	4,456
Families	2,797	3,090	3,218
Average Household Size	2.74	2.75	2.76
Owner Occupied Housing Units	2,568	3,138	3,336
Renter Occupied Housing Units	1,267	1,118	1,119
Median Age	32.4	34.9	35.3
Trends: 2019 - 2024 Annual Rate	Area	State	National
Population	0.98%	0.88%	0.77%
Households	0.92%	0.87%	0.75%
Families	0.82%	0.77%	0.68%
Owner HHs	1.23%	1.17%	0.92%
Median Household Income	1.84%	2.21%	2.70%

Households by Income	2019		2024	
	Number	Percent	Number	Percent
<\$15,000	370	8.7%	298	6.7%
\$15,000 - \$24,999	401	9.4%	341	7.7%
\$25,000 - \$34,999	455	10.7%	416	9.3%
\$35,000 - \$49,999	670	15.7%	638	14.3%
\$50,000 - \$74,999	1,149	27.0%	1,196	26.8%
\$75,000 - \$99,999	597	14.0%	689	15.5%
\$100,000 - \$149,999	460	10.8%	652	14.6%
\$150,000 - \$199,999	87	2.0%	135	3.0%
\$200,000+	67	1.6%	91	2.0%
Median Household Income	\$53,245		\$58,316	
Average Household Income	\$63,577		\$73,571	
Per Capita Income	\$22,889		\$26,402	

Population by Age	Census 2010		2019		2024	
	Number	Percent	Number	Percent	Number	Percent
0 - 4	918	8.7%	899	7.7%	926	7.5%
5 - 9	890	8.5%	898	7.7%	930	7.6%
10 - 14	838	8.0%	883	7.5%	942	7.7%
15 - 19	696	6.6%	791	6.8%	850	6.9%
20 - 24	665	6.3%	720	6.2%	727	5.9%
25 - 34	1,664	15.8%	1,672	14.3%	1,705	13.9%
35 - 44	1,535	14.6%	1,671	14.3%	1,742	14.2%
45 - 54	1,314	12.5%	1,481	12.7%	1,506	12.3%
55 - 64	926	8.8%	1,291	11.0%	1,338	10.9%
65 - 74	625	5.9%	855	7.3%	970	7.9%
75 - 84	344	3.3%	414	3.5%	507	4.1%
85+	100	1.0%	122	1.0%	136	1.1%

Race and Ethnicity	Census 2010		2019		2024	
	Number	Percent	Number	Percent	Number	Percent
White Alone	9,740	92.6%	10,508	89.8%	10,849	88.3%
Black Alone	350	3.3%	523	4.5%	629	5.1%
American Indian Alone	35	0.3%	42	0.4%	51	0.4%
Asian Alone	51	0.5%	77	0.7%	98	0.8%
Pacific Islander Alone	6	0.1%	13	0.1%	16	0.1%
Some Other Race Alone	152	1.4%	277	2.4%	332	2.7%
Two or More Races	181	1.7%	256	2.2%	305	2.5%
Hispanic Origin (Any Race)	416	4.0%	682	5.8%	837	6.8%

**Data Note:** Income is expressed in current dollars.

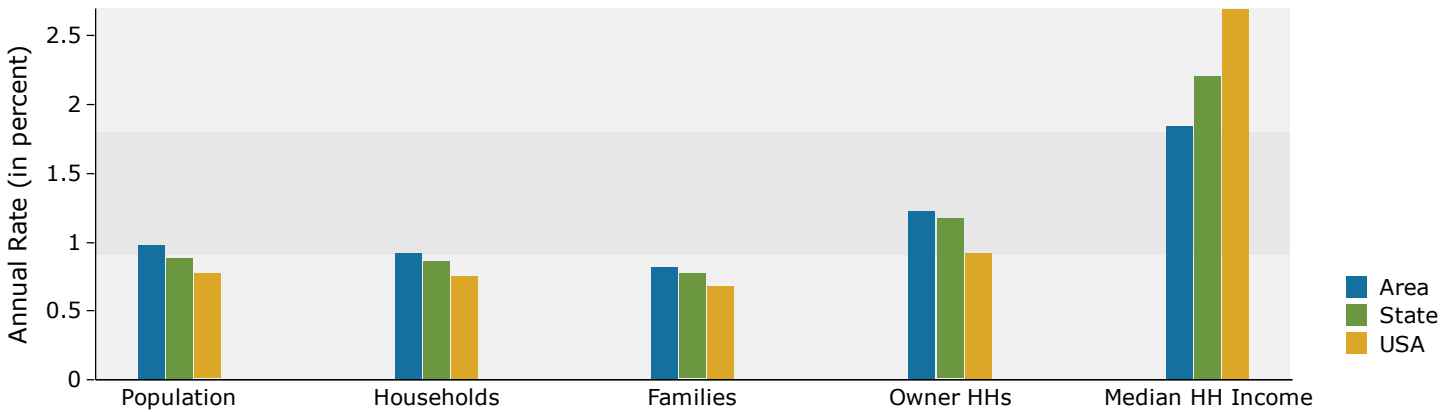
**Source:** U.S. Census Bureau, Census 2010 Summary File 1. Esri forecasts for 2019 and 2024.

# Demographic and Income Profile

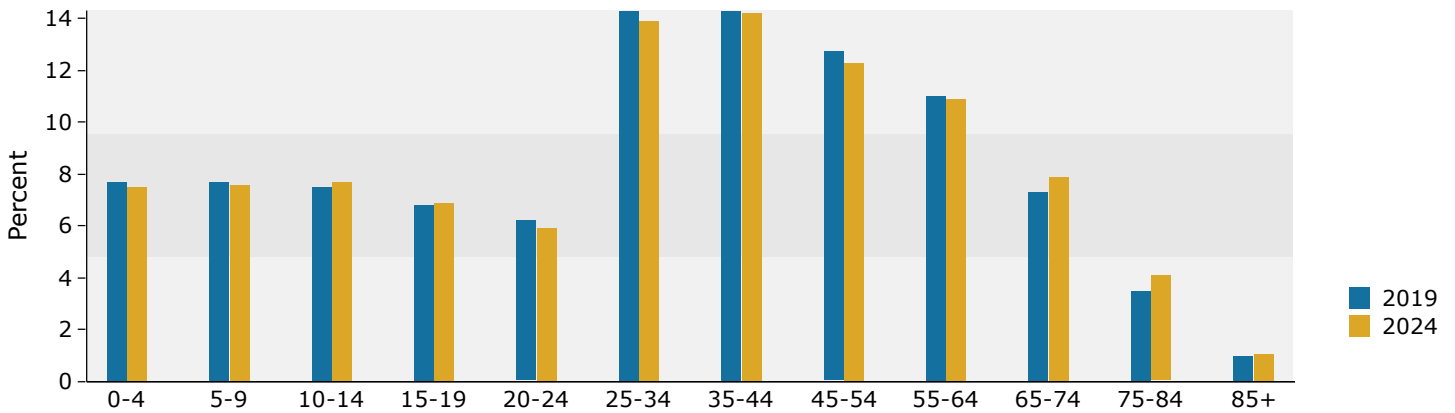
Portland City, TN  
 Portland City, TN (4760280)  
 Geography: Place

Prepared by Forward Sumner

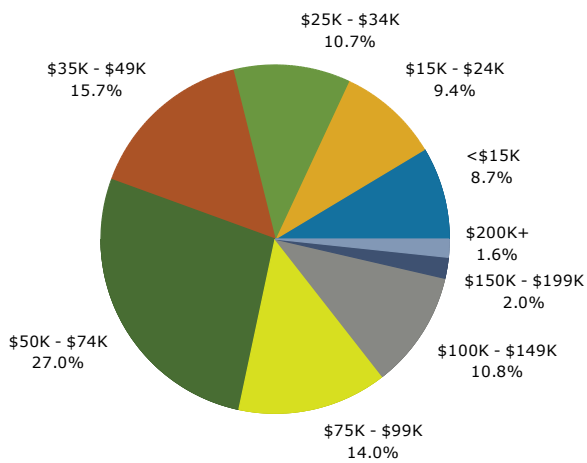
## Trends 2019-2024




## Population by Age



## 2019 Household Income



## 2019 Population by Race



2019 Percent Hispanic Origin: 5.8%

Source: U.S. Census Bureau, Census 2010 Summary File 1. Esri forecasts for 2019 and 2024.