

Overview of Sumner County Schools



Scope of Operations

30,000 Students – 49 Campuses

4,500 Employees

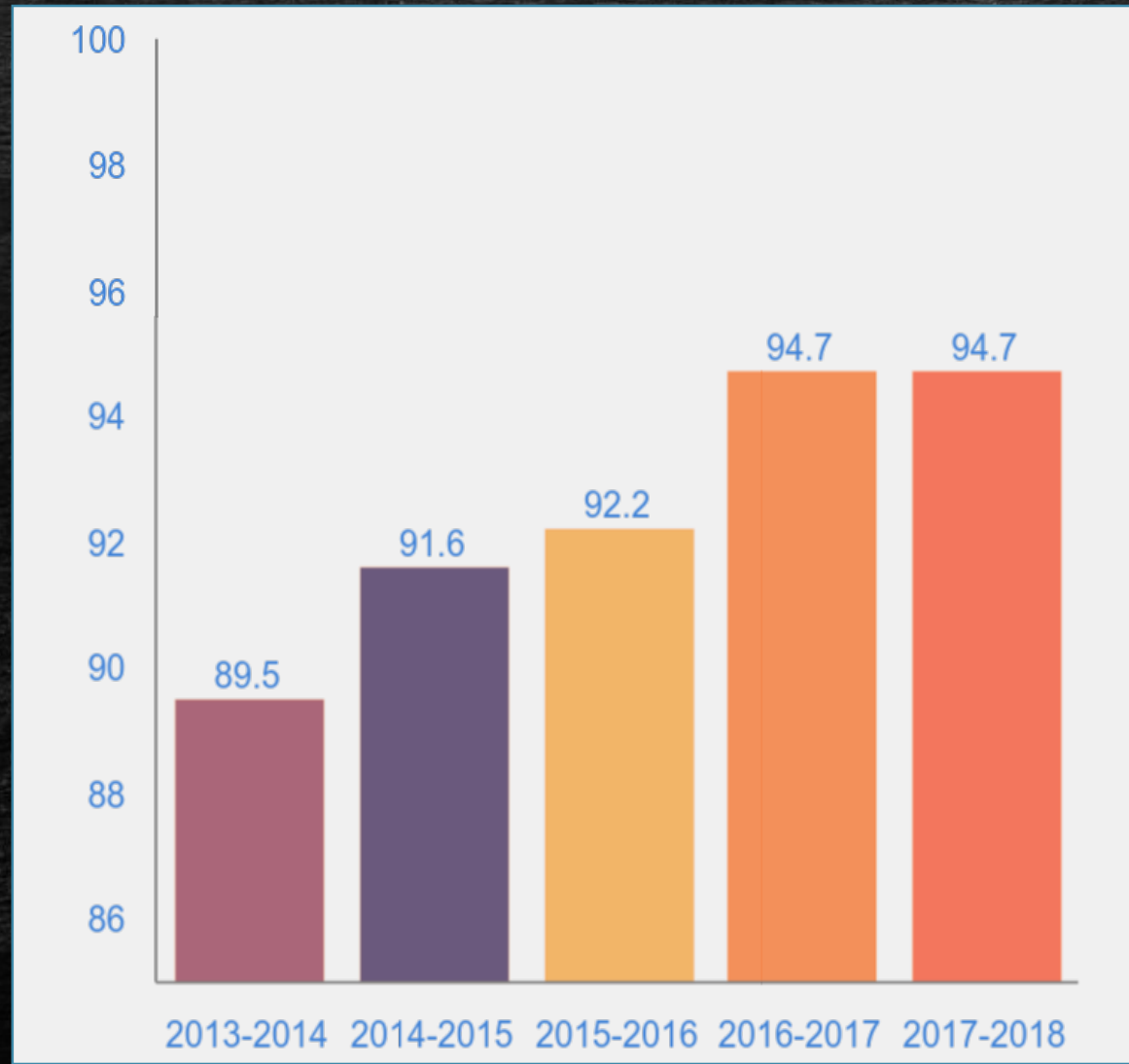
5M sq/ft – 1300 acres

260M Budget


52M Insurance Trust



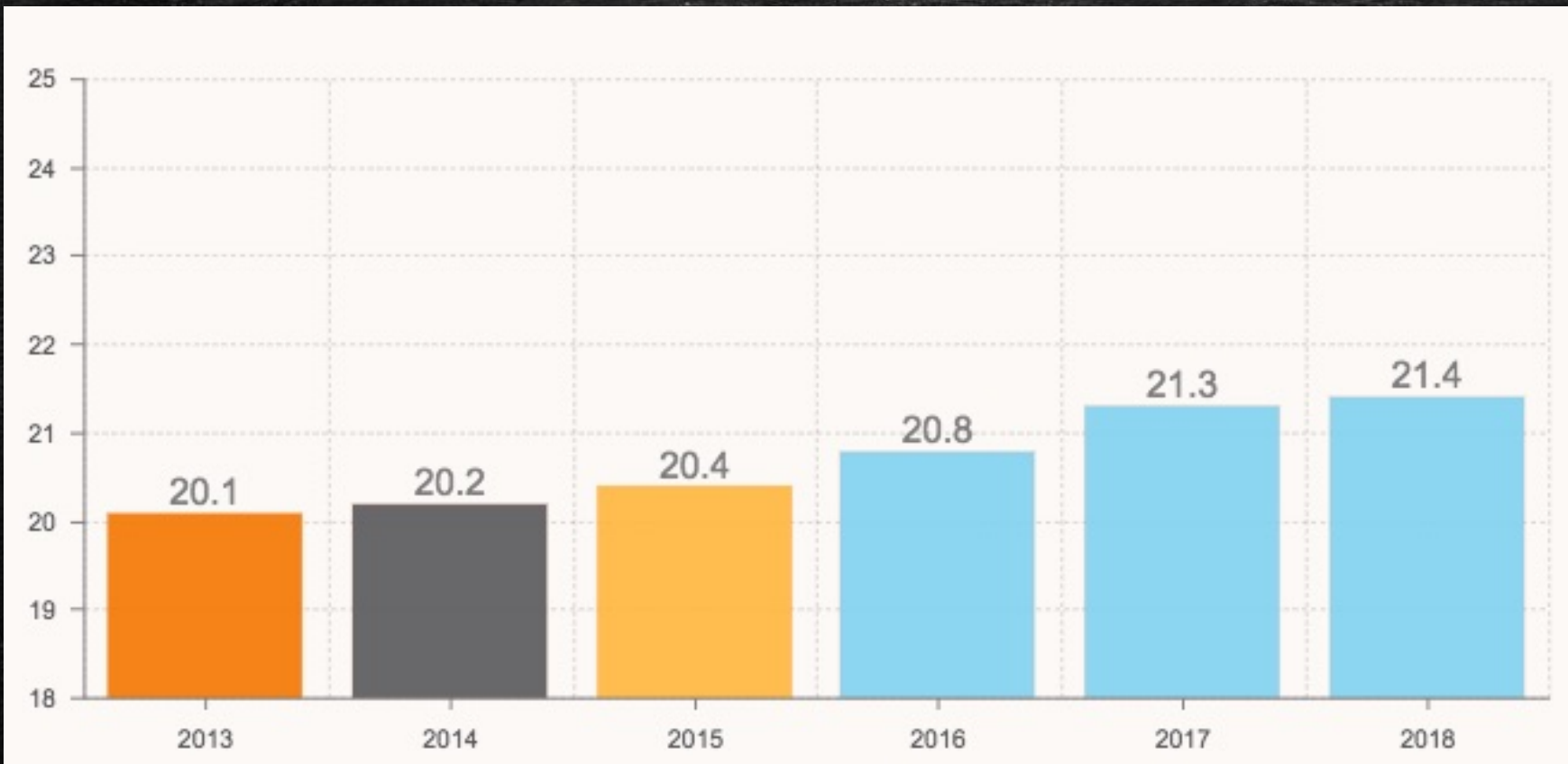
Graduation Rate, 2013-2018



**Highest Graduation Rate
in Sumner County History**



Composite ACT Scores, 2013-2018



Highest ACT Average in
Sumner County History



Class of 2018 Scholarship Offers

Total Scholarship Offers

\$59,088,861



Average Scholarship Offer per Student

\$27,368



Dual Enrollment Credits



1,623 Students

4,893 credit hours



\$ 1,394,505 in free tuition!



Advanced Placement Success

48


2014 AP Scholars

167% Increase!



128

2018 AP Scholars



68%

Sumner Students Scored a 3 or Higher!




Where do we stand?

**4,289 EPSOs
in 2017-2018**

1509
students in
81 courses

1034 students
scored a 21+

ACT[®]



123 students
earned industry
certifications



1623 students
in Dual Enrollment



Special Celebrations

Homeless Graduation Rate
91.1%

AP Capstone Diploma School, HHS 2020

Advancing/Exemplary School District

9 Reward Schools

2 National Blue Ribbon Schools



Points of Progress

Capital Improvements – 205M since 2011

Budget – Pay/Classroom Allocation/Technology

Safety/Insurance

Growth



